







SOUTH ALABAMA

Kevin Beasley, Associate Director for Strategic Communications
5950 Old Shell Road
Mitchell Center, Room 1209 | Mobile, AL 36688
O: (251) 414-8033 | C: (251) 377-8164 | E: kbeasley@southalabama.edu
www.USAJaguars.com | Twitter: @WeAreSouth_SB

2 ALL-AMERICAN SELECTIONS | 12 ALL-REGION HONORS | 45 ALL-SUN BELT SELECTIONS | 34 WEEKLY SUN BELT HONORS

GAMES: 17-21 | TENNESSEE INVITATIONAL

March 2-4, 2018 | Knoxville, Tenn. | Sherri Parker Lee Stadium

																	
South Alabama JAGUARS	Charleston Southern BUCCANEERS	Toledo ROCKETS	Tennessee VOLUNTEERS														
NFCA: No. – USA: No. – RPI: – Record: 8-8, 0-0 SBC Team Slash Line (AVG / SLG / OBP) .224 / .276 / .327	NFCA: No. – USA: No. – RPI: – Record: 13-3, 0-0 Big South Team Slash Line (AVG / SLG / OBP) .342 / .610 / .411 Series History: USA leads 2-0 In Knoxville: -- Last Meeting: USA (W, 3-2) Current Streak: USA 2	NFCA: No. – USA: No. – RPI: – Record: 7-3, 0-0 MAC Team Slash Line (AVG / SLG / OBP) .229 / .338 / .314 Series History: First Meeting In Knoxville: -- Last Meeting: -- Current Streak: --	NFCA: No. 5 USA: No. 5 RPI: – Record: 16-1, 0-0 SEC Team Slash Line (AVG / SLG / OBP) .321 / .485 / .406 Series History: First Meeting In Knoxville: -- Last Meeting: -- Current Streak: --														
Tennessee Invitational Schedule for the Jaguars		<i>* – Denotes home team ** – The final two games of the Tennessee Invitational will be determined later in the tournament following seeding after each team's first three games. The No. 1 seeded team will play the No. 4 seeded team, and conversely, the No. 2 seeded team will take on the No. 3 seeded team on Saturday. On Sunday, the winners of Saturday's games will face each other with the losing teams set to face each other.</i>															
Game	Day	Teams	Time														
Gm 1	Friday	South Alabama vs. Charleston Southern*	9 a.m.														
Gm 2	Friday	South Alabama* vs. Toledo	11:30 a.m.														
Gm 3	Saturday	South Alabama vs. Tennessee*	11:30 a.m.														
Gm 4	Saturday	South Alabama vs. TBA	2 or 4 p.m.														
Gm 5	Sunday	South Alabama vs. TBA	8:30 or 11:30 a.m.														
Team Comparisons		<i>All times listed Central</i>															
		Batting															
	AVG	R	H	2B	3B	HR	RBI	K's	SB-ATT	ERA	IP	H	R	ER	BB	K's	B/AVG
South Alabama	.224	47	92	7	1	4	42	91	8-11	3.13	107.1	96	60	48	45	82	.229
Charleston Southern	.342	113	135	25	3	25	104	63	29-32	1.89	100.0	85	36	27	24	55	.222
Toledo	.229	24	55	8	0	6	23	28	10-13	1.32	69.0	45	19	13	23	46	.180
Tennessee	.321	106	150	25	2	16	95	61	13-16	1.57	116.0	86	36	26	36	117	.198

2018 SOUTH ALABAMA JAGUARS

Position Players

NO.	POS.	NAME	CL.	B/T	AVG.	GP-GS	AB	R	H	2B	3B	HR	RBI	BB	SB-SBA
0	INF	Brittani Reid	So.	R-R	.314	15-11	35	9	11	2	1	2	3	3	1-1
1	OF	Haleigh Lowe	Sr.	L-R	.222	10-5	18	2	4	0	0	0	2	2	0-0
2	OF	MC Nichols	So.	L-R	.194	16-16	31	3	6	0	0	0	0	3	1-1
4	OF	Megan Harris	Jr.	L-R	.219	14-13	32	5	7	0	0	0	5	4	1-1
5	C/OF	Dayla Gullede	Jr.	R-R	.000	7-0	4	0	0	0	0	0	1	3	0-0
6	INF	Savanna Mayo	Jr.	R-R	.200	9-3	10	1	2	0	0	0	1	1	0-0
7	INF	Kaleigh Todd	Sr.	L-R	.245	16-16	49	2	12	0	0	0	4	3	4-5
8	P/INF	Bailey Murphy	So.	L-L	--	--	--	--	--	--	--	--	--	--	--
9	INF	Jordyn Calderon	Fr.	R-R	--	--	--	--	--	--	--	--	--	--	--
10	INF	Carmen Byrd	Sr.	L-R	--	--	--	--	--	--	--	--	--	--	--
11	INF	Kamdyn Kvistad	Fr.	R-R	.233	16-15	43	2	10	1	0	0	4	10	0-0
14	C	Taylor Stevens	Jr.	R-R	.000	12-0	0	3	0	0	0	0	0	0	0-0
15	INF	Hannah Smith	Fr.	R-R	.000	6-2	6	0	0	0	0	0	0	3	0-0
17	INF	Abby Krzyweicki	So.	R-R	.186	16-16	43	6	8	0	0	2	3	9	0-0
19	C	Lytic Cabral	Fr.	R-R	.227	16-16	44	2	10	1	0	0	8	4	0-0
20	OF	Bobbi Smith	Jr.	L-R	--	--	--	--	--	--	--	--	--	--	--
21	C	Morgan Luticken	So.	R-R	.125	8-0	8	0	1	0	0	0	3	0	0-0
24	OF	Amanda Flynn	Fr.	L-L	.167	12-3	6	2	1	0	0	0	0	1	0-2
25	OF	Jayden Dukes	Fr.	R-R	--	--	--	--	--	--	--	--	--	--	--
28	INF	Kristian Foster	Sr.	R-R	.231	16-16	52	7	12	3	0	0	4	2	1-1
30	INF	Katelyn Gruich	So.	R-R	.276	14-12	29	3	8	0	0	0	4	8	0-0

Pitchers

NO.	POS.	NAME	CL.	B/T	ERA	W-L	APP	GS	CG	SHO	IP	H	R	ER	BB	SO
8	P/INF	Bailey Murphy	So.	L-L	7.00	0-0	1	0	0	0/0	2.0	3	2	2	2	1
12	P	Devin Brown	Sr.	R-R	2.33	6-4	12	7	5	1/1	60.0	49	27	20	26	55
16	P	Baylie Thornhill	Fr.	R-R	--	--	--	--	--	--	--	--	--	--	--	--
29	P	Alexis Reid	Jr.	R-R	3.47	2-4	11	9	3	1/1	44.1	39	27	22	16	26
26	P	Megan Dudenhefer	Fr.	R-R	28.00	0-0	1	0	0	0/0	1.0	5	4	4	1	0

GENERAL INFORMATION

Television: SEC Network+ (Sat., vs. Tennessee only)
Radio: None
Live Stats: www.USAJaguars.com
Live Stream: SEC Network+ (Sat., vs. Tennessee only)
Twitter: @WeAreSouth_SB

UP NEXT FOR SOUTH ALABAMA

Following the game against the Tennessee Invitational, South Alabama will play the final of 10-straight road games when the Jags travel to Hattiesburg, Miss., to take on Southern Mississippi. First pitch versus the Golden Eagles is set for Wed., March 7 at 6 p.m. at the USM Softball Complex.

at Southern Mississippi | USM Softball Complex | Hattiesburg, Miss. | March 7 (Wednesday)

2018 SCHEDULE / RESULTS

	Record	Home	Road	Neutral	Longest Win Streak	W4
OVERALL	8-8	1-2	1-1	6-5	Longest Losing Streak	L4
SUN BELT	0-0	0-0	0-0	0-0	Current Streak	W2

Date	USA	OPP	Opponent	W/L	Score/Time
FEBRUARY (8-8)					
2.8	--	11/10	ALABAMA	L	0-1
2.10	--	--	vs. Providence !	W	4-3
2.10	--	RV/RV	vs. Illinois !	W	10-3
2.11	--	--	vs. Butler !	W	6-0
2.11	--	--	vs. North Florida !	W	1-0
2.17	RV/--	--	vs. Murray State @	L	1-4
2.17	RV/--	RV/RV	at Mississippi State @	L	3-6
2.18	RV/--	--	vs. Drake @	L	0-4
2.18	RV/--	--	vs. Murray State @	W	3-1
2.21	--	9/7	FLORIDA STATE	W	3-1
2.21	--	9/7	FLORIDA STATE	L	1-14 (5 inn.)
2.23	--	22/22	vs. Minnesota #	L	3-13
2.24	--	RV/RV	vs. Louisville #	L	4-5 (8 inn.)
2.24	--	T24/RV	vs. South Carolina #	L	0-1
2.25	--	--	vs. Bradley #	W	2-0
2.28	--	--	at UAB	W	6-4

MARCH (0-0, 0-0 Sun Belt)

3.2	--	--	vs. Charleston Southern \$		9 a.m.
3.2	--	--	vs. Toledo \$		11:30 a.m.
3.3	--	5/5	at Tennessee \$		11:30 a.m.
3.3	--	--	vs. TBD \$		2 p.m. / 4 p.m.
3.4	--	--	vs. TBD \$		8:30 a.m. / 11:30 a.m.
3.7	--	--	at Southern Mississippi		6 p.m.
3.10	--	--	UTA *		1 p.m.
3.10	--	--	UTA *		3 p.m.
3.10	--	--	UTA *		12 p.m.
3.14	--	--	Western Kentucky		4 p.m.
3.17	--	--	at Georgia Southern *		12 p.m.
3.17	--	--	at Georgia Southern *		2 p.m.
3.18	--	--	at Georgia Southern *		11 a.m.
3.24	--	--	GEORGIA STATE *		1 p.m.
3.24	--	--	GEORGIA STATE *		3 p.m.
3.25	--	--	GEORGIA STATE *		1 p.m.
3.28	--	23/RV	at McNeese State		6 p.m.
3.30	--	18/17	at Louisiana *		2 p.m.
3.30	--	18/17	at Louisiana *		4 p.m.
3.31	--	18/17	at Louisiana *		1 p.m.

APRIL (0-0, 0-0 Sun Belt)

4.3	--	--	SOUTHERN MISSISSIPPI		6 p.m.
4.7	--	RV/--	at Texas State *		1 p.m.
4.7	--	RV/--	at Texas State *		3 p.m.
4.8	--	RV/--	at Texas State *		12 p.m.
4.11	--	--	SOUTHERN		5 p.m.
4.14	--	--	ULM *		1 p.m.
4.14	--	--	ULM *		3 p.m.
4.15	--	--	ULM *		1 p.m.
4.18	--	--	at Troy *		6 p.m.
4.21	--	--	APPALACHIAN STATE *		1 p.m.
4.21	--	--	APPALACHIAN STATE *		3 p.m.
4.22	--	--	APPALACHIAN STATE *		12 p.m.
4.24	--	10/10	at LSU		6 p.m.
4.28	--	--	at Coastal Carolina *		12 p.m.
4.28	--	--	at Coastal Carolina *		2 p.m.
4.29	--	--	at Coastal Carolina *		11 a.m.

MAY/JUNE (0-0, 0-0 Sun Belt)

5.6	--	--	TROY		1 p.m.
5.6	--	--	TROY		3 p.m.
5.9-11	--	--	TBA & Championship Game &		TBA
5.12	--	--			TBA
5.18-20	--	--	NCAA Regional		TBA
5.24-27	--	--	NCAA Super Regional		TBA
5.31-6.6	--	--	College World Series		TBA

* - Denotes Sun Belt Conference game

! - Friends of Jaclyn Invitational (Winter Springs, Fla.); @ - February Freezer (Starkville, Miss.); # - Diamond 9 Citrus I Classic (Kissimmee, Fla.); \$ - Tennessee Invitational (Knoxville, Tenn.); & - Sun Belt Conference Championships (Lafayette, La.)

All Times CT | Home Games BOLD

SOUTH ALABAMA NOTES

SCOUTING THE JAGUARS

– South Alabama (8-8, 0-0 SBC) comes into the Tennessee Invitational after picking up it's second straight win with a 6-4 victory at UAB on Wednesday night.

– USA scored two runs each in the third and the fourth and then added insurance runs in each of the last two innings to hold off a late-inning rally by the Blazers.

– Brittani Reid was 3-for-5 with three extra-base hits in the contest and also scored three runs. B. Reid had a double, a triple and a home run and finished a single shy of becoming the program's first player to ever hit for the cycle in the game. B. Reid was the six player to get within one base hit of accomplishing the feat.

– With her fourth multi-hit game of the season, B. Reid raised her average to a team-best .314.

– B. Reid and Abby Krzywiecki lead the club with two home runs each.

– Katelyn Gruich is second on the club with a .276 batting average and also has a .475 on-base percentage.

– Kaleigh Todd and Kristian Foster lead the Jaguars with 12 hits each.

– True freshman Kamdyn Kvistad reached base all four plate appearances against the Blazers with a single and three walks. Kvistad now leads the club in free passes as she has 10 on the year. Krzywiecki (9) and Gruich (8) are right behind her in that category.

– Devin Brown leads the club in the circle with a 6-4 record and a 2.33 earned run average. Brown has also tossed five complete games and has struck out 55 batters this season.

SCOUTING THE BUCCANEERS

– Charleston Southern (13-3, 0-0 Big South) comes into the Tennessee Invitational after earning a 9-1 six-inning win over St. Bonaventure on Wednesday to extend their win streak to eight and 10 of their last 11.

– Last weekend CSU hosted its third-straight tournament, posting a 6-0 record at the Willie Jewell's Invitational. The Bucs picked up two wins apiece over St. Bonaventure, George Mason and Hartford.

– All 16 of the Buccaneers games this season have been on their home field.

– For their play at the Willie Jewell over the weekend, Jade Gandara and Holly Clark were recognized as the Big South Conference's Player and Pitcher of the Week on Monday.

– Gandara recorded a team-high eight hits, seven runs scored, 10 RBI and six extra-base hits at the tourney, including a trio of home runs.

– Clark recorded her team-best third shutout of the season in the opener against the Bonnies, and made four appearances and three starts.

– Gandara (.490) leads CSU's lineup that leads the Big South and is 17th in the NCAA in batting average (.342). Eight different players posting a .300 batting average or higher through the first 16 games.

– Eight different players have also homered this season led by Gandara's six on the season. Mallory Kasinger is second on the club with five, Sarah Brown and Nina Del Rio have four apiece, while Caitlyn Emberson (2) and Taylor Gleason (2) also have multiple home runs this season. The Bucs' 25 home runs were tied for fifth in the NCAA entering this week's play.

– Along with Gandara (.490), two other regulars for Charleston Southern players – Annie Bakenhaus (.424) and Mallory Kasinger (.409) – are hitting above a .400 clip. Kasinger also is tied for the team lead with six doubles and has driven in 17.

– As a team, the Buccaneers have scored 113 runs (7.1 per game) this season.

– In the circle, Clark has pitched 26.1 innings and sports a 1.33 ERA to go along with her 4-1 record.

– Arizona Pilgrim is also 4-1 in the circle with a 1.99 ERA and a team-best 20 strikeouts. Alyssa Heinrich holds a 5-1 record and also has a 1.99 earned run average.

THE SERIES VS. CHARLESTON SOUTHERN

– The meeting between South Alabama and Charleston Southern will mark the third in the all-time series between the two clubs.

– The Jaguars have taken both of the previous meetings in the series.

– South defeated the Buccaneers 8-3 during the 2010 season at the Georgia Softball Classic in Athens, Ga., and then won 3-2 over Charleston Southern in the last meeting during the 2105 season at the Carolina Classic in Columbia, S.C.

INSIDE THE SERIES VS. CHARLESTON SOUTHERN

Series: 2-0 (H: 0-0 / A: 0-0 / N: 2-0)

Extra-Inning Games: 0-0 (H: 0-0 / A: 0-0 / N: 0-0)

Run-Rule Games: 0-0 (H: 0-0 / A: 0-0 / N: 0-0)

NCAA Tournament Games: 0-0 (H: 0-0 / A: 0-0 / N: 0-0)

First Meeting: 2/27/10

Last Meeting: 2/27/15

Longest South Alabama Streak: 2 (*10-'15)

Longest Charleston Southern Streak: --

Current Streak: 2 by South Alabama

Date	USA	OPP	Location	W/L	Score
2/27/15	24/24	--	Columbia, S.C.	& W	3-2
2/27/10	--	--	Athens, Ga.	# W	8-3

& – Carolina Classic; # – Georgia Softball Classic

LAST TIME THEY MET

– The two clubs last met during the 2015 season at Carolina Classic where the Jaguars picked up a 3-2 win.

– Chloe Rathburn's seventh-inning walk-off double scored Kaleigh Todd from second to give South the one-run victory.

– Todd reached first when CSU second baseman Stevi Johnson dropped a throw to the bag and advanced to second on Stephanie Pilkington's single down the left line. Rathburn then drove a ball deep to center to plate the winning run.

– Seven different Jaguars recorded a hit apiece led by Emily Messer who was 1-for-3 with an RBI and a run scored. Pilkington was 1-for-2 with a walk to extend her reached base safely streak to 15.

– Kalen McGill earned the win after pitching an inning in relief, striking out a batter to end the top of the seventh. Jag starter Devin Brown went six frames, striking out six to four walks and allowed a pair of runs (both earned) on as many hits.

– CSU's Jennifer Giles took the loss after giving up three runs (two earned) on seven hits, while striking out two to four walks

– USA jumped ahead to a 1-0 lead in the bottom of the first when senior left fielder Blair Johnson was hit by a pitch with the bases loaded, scoring Messer from third after she led off with a single through the left side. Todd drew a walk before she and Messer moved up a base apiece on Pilkington sacrifice bunt. Rathburn then also drew a walk to load the bags for Johnson.

– The Jaguars doubled their lead in the bottom of the fourth when pinch-runner Gwen Jones came around on Messer's sacrifice fly to left field. Jones came on for Amanda Herron, who singled to center field. Jones stole third after moving to second on Alex Breeden's single through the left side.

– Charleston Southern knotted scoring in the bottom of the sixth inning on Cheyenne Gandara's two-run home run, which also plated Johnson, who was dealt a leadoff walk.

CAREER NUMBERS VS. CHARLESTON SO.

HITTING													
Player	GP-GS	AB	R	H	RBI	XB	HR	BB	K	SB	AVG		
Lowe	1-0	0	0	0	0	0	0	0	0	0	.000		
Todd	1-1	3	1	0	0	0	0	1	0	0	.000		

PITCHING

Player	G	W-L	CG	SHO	IP	H	R	ER	BB	K	AVG	ERA
Brown	1	0-0	0	0/0	6.0	2	2	2	4	6	.100	2.33

THE JAGUARS VS. THE BIG SOUTH

– South Alabama holds an all-time record of 5-0 (1.000) against current Big South Conference members.

– Along with the Buccaneers, USA has faced Big South foes Campbell (2) and Liberty (1).

– The last time South faced a team from the league was back during the 2016 season when the Jags faced Liberty (W, 8-0) on Feb. 6 at Sand Dollar Classic in Gulf Shores, Ala., and Charleston Southern (W, 3-2) on Feb. 27 at the Carolina Classic in Columbia, S.C.

Campbell	2-0	1.000
Charleston Southern	2-0	1.000
Gardner-Webb	0-0	.000
Liberty	1-0	1.000
Longwood	0-0	.000
Presbyterian	0-0	.000
Radford	0-0	.000
Winthrop	0-0	.000
Total	5-0	1.000

SCOUTING THE ROCKETS

– Toledo (0-0, 0-0 MAC) comes into the tournament this weekend winners of four straight. Last weekend, the Rockets dropped its opener to Indiana State at the WKU Hilltopper Classic, but bounced back with a pair of wins over Wisconsin-Green Bay, ISU and tourney host Western Kentucky.

– Bailey Curry and Kylie Norwood are each hitting over .300 on the year. Curry leads the team with 12 hits and a .375 average. She also has two home runs and a team-best .594 slugging percentage.

– Kaitlyn Bergman has two home runs and a team-best 5 RBI.

– Two of Norwood's 11 hits have been for extra bases (both doubles) and the freshman is hitting .351.

– As a staff, Toledo enters the weekend with a 1.32 earned run average and is holding opponents to a .180 batting average.

– Kailey Minarchick is 4-1 on the season with a 1.09 ERA. She has three total shutouts and has allowed just five earned runs.

– Minarchick was named MAC West Pitcher of the Week during week two of the season.

– Both Heather Webb (0.88) and Leah Allison (0.84) have an earned run average below one. Webb has a 3-1 record and has given up just three earned runs.

– Webb is holding opponents to a .155 batting average, while Minarchick is limiting them to a .159 average.

THE SERIES VS. TOLEDO

– The meeting between South Alabama and Toledo will mark the first in the all-time series between the two clubs.

THE JAGUARS VS. THE MAC

– South Alabama holds an all-time record of 5-1 (.833) against current Mid-American Conference members.

– The Jags have met fellow MAC members Ball State, three times and Ohio, Bowling Green and Eastern Michigan one time each.

– The last time South faced a team from the league was back during the 2016 season when the Jags faced Ball State (W, 8-0 [6]) on Feb. 13 at Sand Dollar Classic in Gulf Shores, Ala., and Bowling Green (W, 5-0) on Feb. 26 at South Alabama Invitational.

Akron	0-0	.000
Ball State	3-0	1.000
Bowling Green	1-0	1.000
Buffalo	0-0	.000
Central Michigan	0-0	.000
Eastern Michigan	0-1	.000
Kent State	0-0	.000
Miami (Ohio)	0-0	.000
Northern Illinois	0-0	.000
Ohio	1-0	1.000
Toledo	0-0	.000
Western Michigan	0-0	.000
Total	5-1	.833

SCOUTING THE VOLUNTEERS

– Tennessee (0-0, 0-0 SEC) comes into ranked fifth in both the USA Today/NFCA and ESPN.com/USA Softball polls.

– The Vols moved up six spots in this week's polls after recording a 6-0 record over the weekend at the Mary Nutter Classic in Cathedral City, Calif.

– UT extended their win streak to eight games and also defeated then second-ranked Oregon (1-0) at the tournament.

– Senior All-American infielder Megan Gregg leads the team with a .500 batting average and of her 27 hits in 2018, 12 have gone for extra bases. Gregg leads the team in home runs (5), RBI (24), total bases (50), slugging percentage (.926) and on-base percentage (.576).

– Gregg, the reigning SEC Player of the Year from 2017 was named to the Top 50 "Watch List" for the 2018 USA Softball Collegiate Player of the Year award prior to the start of the season.

– Five other Vol players – Jenna Holcomb (.455), CJ McClain (.389), Aubrey Leach (.360), Chelsea Seggem (.327) and Ashley Morgan (.300) – are currently hitting .300 or better this season.

– Seggem is second behind Gregg with 22 runs driven in and has eight extra-base hits.

– As a team, UT is batting .321, and has 25 doubles, 16 home runs and 95 RBI.

– Matty Moss is 8-1 on the season with a 1.14 earned run average and in her seven starts, she has gone the distance twice. She also has 37 strikeouts with just nine walks.

– Fellow pitcher Caylan Arnold (6-0) enters the weekend with a 1.43 ERA and in her 53.2 innings of work, Arnold has struck out 73 batters.

– Both pitchers are holding opponents to a batting average under .200 – Arnold (.181) and Moss (.191).

– Last season, the Volunteers reached their 14th consecutive NCAA regional and their ninth overall Super Regional.

SOUTH ALABAMA NOTES

THE SERIES VS. TENNESSEE

– The meeting between South Alabama and Tennessee will mark the first in the all-time series between the two clubs.

THE JAGUARS VS. THE SEC

– South Alabama holds an all-time record of 12-37 (.245) against current Southeastern Conference members.

– The game against the Volunteers will mark the 50th in program history versus a SEC opponent.

– Of the eight teams from the SEC, Alabama and Florida are the lone two teams from the league that South Alabama has yet to pick up a win against as the Jaguars hold at least one victory over the other six schools that they have faced.

– South Alabama dropped its season opener 1-0 to Alabama on Feb. 8 and then fell 6-3 at Mississippi State at the February Freezer in Starkville, Miss., and then suffered a 1-0 loss to South Carolina last weekend at the Diamond 9 Citrus I Classic.

– Along with the Volunteers, the Jaguars are scheduled to play at LSU (4/24).

– The 14 meetings against Alabama are the most against any SEC member, while USA has also faced LSU 11 times and MSU 9.

Alabama	0-14	.000
Arkansas	0-0	.000
Auburn	1-5	.167
Florida	0-2	.000
Georgia	1-1	.500
Kentucky	0-0	.000
LSU	2-9	.222
Mississippi	2-1	.667
Mississippi State	5-4	.556
Missouri	0-0	.000
South Carolina	1-1	.500
Tennessee	0-0	.000
Texas A&M	0-0	.000
Total	12-37	.245

DETERMINING THE FINAL TWO GAMES

– While the first three opponents for the Jaguars are known, the final two will be determined during the tournament following seeding after each team's first three games.

– The No. 1 seeded team will play the No. 4 seeded team, and conversely, the No. 2 seeded team will take on the No. 3 seeded team on Saturday. On Sunday, the winners of Saturday's games will face each other with the losing teams set to face each other.

IN THE COACHING BOX



BECKY CLARK

Head Coach
13th Season at USA
Third Base Coach's Box



TARYN GRAY

Volunteer Coach
3rd Season at USA
First Base Coach's Box

IN THE DUGOUT



HANNAH CAMPBELL

Assistant Coach
3rd Season at USA
Pitching Coach



KRISTINA MCCAIN

Assistant Coach
9th Season at USA
Hitting Coach



MEREDITH TANNER

Director of Operations
12th Season at USA

PROGRAM HISTORY

Year	Overall Record	Sun Belt Record	Sun Belt Tournament	NCAA Regional
2006	Program Started			
2007	36-23	12-11		
2008	22-31	6-18		
2009	27-28-1	10-12		
2010	21-24	8-10		
2011	37-17	14-10		
2012	41-17	17-7	Champion	Tuscaloosa
2013	48-9	17-3	Champion	Mobile
2014	42-14	15-6		Tuscaloosa
2015	40-13	16-4	Champion	Auburn
2016	33-18	17-6		
2017	35-20	15-12		
2018	8-8	0-0		

SOUTH ALABAMA NOTES

SOUTH IN EXTRA INNINGS

Since the inception of the program during the 2007 season, South Alabama has been a part of 47 extra-inning games. USA holds a 27-20 record in those contests, which includes a 8-10 mark in extra-inning games at Jaguar Field, an 11-4 record in road games and a 8-6 mark at neutral sites. The Jaguars are also 14-10 in Sun Belt Conference games that go past the seventh inning.

USA holds an 18-13 record in eight-inning games, a 4-4 mark in nine-inning games, a 3-3 mark in 10-inning contests and a 2-0 record in games that have gone 11 innings.

This season, South Alabama is 0-1 in extra inning games.

JAGUARS IN RUN-RULE CONTESTS

One area in which the Jaguars have been very successful during their first 11-plus seasons has been in run-rule contests. South Alabama has seen 101 games decided via the run-rule and holds an 86-15 record (.852) in those outings.

STRONG IN THE CIRCLE

One strength of Becky Clark teams has been in the circle. Since the 2012 season, South Alabama has ranked as one of the top pitching staffs in the Sun Belt, ranking in the top three each of those seasons in earned run average, opponent's batting average, strikeouts, hits allowed and runs allowed.

The Jags have led the conference in ERA ('14, '13, '12), opponent's batting average ('16, '14, '13), batters struck out ('14), batters struck out looking ('16, '14), hits allowed ('16, '14, '13) and runs allowed ('14, '13, '12). USA also led the conference in hits allowed during the 2011 season.

South Alabama led the NCAA in ERA during the 2014 campaign with a staff earned run average of 1.29. USA also ranked third nationally in ERA (1.43) in 2013.

PRESEASON HONORS FOR THE JAGS

- Senior right-hander Devin Brown was selected to the 2018 Sun Belt Conference's preseason all-league team for the third-straight season on Feb. 1.
- Brown was also named to USA Softball's Top 50 "Watch List" for the 2018 Collegiate Player of the Year award on Jan. 31.
- Senior second baseman Kaleigh Todd was also named to the Sun Belt Conference preseason all-league team, marking the second-straight season for the honor.
- Fellow senior infielder Kristian Foster as also named to the 2018 preseason all-Sun Belt team.

CAREER MILESTONE WATCH

MULTIPLE-HIT GAMES

Player	Current Total	Current Rank	# From First	Leader (Record)
Kaleigh Todd	45	5th	12	Brittany Fowler (57)
Kristian Foster	26	T15th	31	Brittany Fowler (57)
Haleigh Lowe	21	T19th	36	Brittany Fowler (57)

MULTIPLE-RBI GAMES

Player	Current Total	Current Rank	# From First	Leader (Record)
Kristian Foster	20	12th	13	Brittany Fowler (33)

RUNS

Player	Current Total	Current Rank	# From First	Leader (Record)
Kaleigh Todd	115	5th	47	Brittany Fowler (162)

HITS

Player	Current Total	Current Rank	# From First	Leader (Record)
Kaleigh Todd	174	4th	39	Brittany Fowler (213)

WALKS

Player	Current Total	Current Rank	# From First	Leader (Record)
Kaleigh Todd	64	8th	38	Meghan Collin (102)

STOLEN BASES

Player	Current Total	Current Rank	# From First	Leader (Record)
Kaleigh Todd	61	2nd	8	Evelyn Pare (69)

SACRIFICE FLIES

Player	Current Total	Current Rank	# From First	Leader (Record)
Kristian Foster	9	2nd	3	Kaitlyn Griffith (12)

WINS

Player	Current Total	Current Rank	# From First	Leader (Record)
Devin Brown	57	3rd	26	Hannah Campbell (83)

SHUTOUTS

Player	Current Total	Current Rank	# From First	Leader (Record)
Devin Brown	27	2nd	1	Hannah Campbell (28)

INNINGS PITCHED

Player	Current Total	Current Rank	# From First	Leader (Record)
Devin Brown	565.1	3rd	226.0	Hannah Campbell (791.1)

WEEKLY SCHEDULE

MONDAY February 26	TUESDAY February 27	WEDNESDAY February 28	THURSDAY March 1	FRIDAY March 2	SATURDAY March 3	SUNDAY March 4
OFF	PRACTICE Open Field Team Weights – 5:30 p.m. Interviews By Request	GAME DAY Depart for Birmingham, Ala. – 10 a.m. (Bus) at UAB – W, 6-4 Mary Bowers Field Birmingham, Ala. Interviews Postgame	TRAVEL DAY Depart for Knoxville, Tenn. – 1:15 p.m. (Bus) Phone Interviews By Request	GAME DAY vs. Charleston Southern – 9 a.m. (CT) vs. Toledo – 11:30 a.m. (CT) Sherri Parker Lee Stadium Knoxville, Tenn. Tennessee Invitational Interviews Postgame	GAME DAY at Tennessee – 11:30 a.m. (CT) vs. TBA – either 2 p.m. or 4 p.m. (CT) Sherri Parker Lee Stadium Knoxville, Tenn. Tennessee Invitational Interviews Postgame	GAME DAY vs. TBA – either 8:30 a.m. or 11:30 a.m. (CT) Sherri Parker Lee Stadium Knoxville, Tenn. Tennessee Invitational Interviews Postgame

SOUTH ALABAMA QUICK FACTS

STRATEGIC COMMUNICATIONS

Associate AD for Strategic Communications	Brian Fremund
Associate Director / Softball Contact	Kevin Beasley
Office Phone	(251) 414-8033
Cell Phone	(251) 377-8164
E-Mail	kbeasley@southalabama.edu
Athletic Twitter Account	@WeAreSouth_Jags
Softball Twitter Account	@WeAreSouth_SB

UNIVERSITY INFORMATION

Name	South Alabama
Location	Mobile, Ala.
Founded	1963
Enrollment	16,699
Nickname	Jaguars
Colors	Red (PMS 193), White and Blue (PMS 281)
Conference	Sun Belt
President	Dr. Tony Waldrop
Athletics Director	Dr. Joel Erdmann
Senior Women's Administrator	Jinni Frisbey
Faculty Athletics Rep	Dr. John Smith
Stadium (Cap.)	Jaguar Field (1,050)
Dimensions (L-C-R)	200-220-200

SOUTH ALABAMA SOFTBALL HISTORY

First Season of Competition	2007
All-Time Record (Overall / Sun Belt)	390-222-1 / 147-99
Sun Belt Regular Season Championships	0
Sun Belt Tournament Championships	3
NCAA Regional Appearances	4
Super Regionals	0
WCWS Appearances	0
Highest Ever Weekly Ranking	
ESPN.com / USA Softball Top 25	11th (Week 8 – 2014)
USA Today / National Fastpitch Coaches Association Top 25	12th (Week 7 – 2014)
All-America Selections	2
All-Region Selections	12
All-Sun Belt Selections	45
SBC Commissioner's List Selections	84
SBC Academic Honor Roll Selections	70

SOFTBALL SUPPORT STAFF

Athletic Trainer	Megan Harper
Strength & Conditioning	Callye Williams

TEAM INFORMATION

2017 Record – Overall / Sun Belt	35-20 / 15-12
2017 Postseason	None
Final Ranking (USA Today / NFCA)	--
Final Ranking (ESPN.com / USA Softball)	--
Final RPI Ranking	56th
Field Starters Returning / Lost (Min. 40 Starts)	4 / 2
Pitchers Returning / Lost	2 / 2
Total Roster Size	25
Letterwinners Returning / Lost	13 / 6
Newcomers	12

COACHING STAFF

Head Coach	Becky Clark
Seasons at South Alabama	12 Overall / 11 Competitive
Record at South Alabama	390-222-1
Career Record	546-255-2
Assistant Coach	Kristina McCain
Assistant Coach	Hannah Campbell
Volunteer Coach	Taryn Gray
Director of Operations	Meredith Tanner

MEDIA INFORMATION

Information about the Jaguar softball team is available on USA's official athletics web site, www.USAJaguars.com. Among the information available at this site are links and pdfs of statistics, game notes, quick facts and directions as well as photo gallery downloads. Information about the Sun Belt Conference is available at www.sunbeltsports.org.

SOCIAL MEDIA

In addition to following the most up-to-date information on South Alabama's Official Athletics Site, www.USAJaguars.com, follow all Jaguar athletics on the Official Twitter Account of Jaguar Athletics, Twitter @USAJaguarSports. Stay up-to-date with softball happenings by visiting the official Twitter Account of Jaguar Softball: @USAJagsSoftball.

PRACTICES

The South Alabama Strategic Communications staff encourages coverage of Jaguar softball outside of games. As a general rule, the first 30 minutes of all practices are open to the media. Please contact the South Alabama Strategic Communications Office in advance if you plan on attending a practice session, so an escort can be made available.

INTERVIEW / PRACTICE POLICY DURING THE WEEK

In-person interviews with members of the coaching staff and student-athletes can be arranged by calling the South Alabama Strategic Communications Office at (251) 460-7035 during normal business hours. Interviews with student-athletes MUST be arranged in advance through the media relations office. Players are generally available 15 minutes before practice and immediately following practice.

Phone interviews are also available, but will be arranged around the student-athlete's class and practice schedules. Student-athletes' phone numbers are not available under any circumstance. All phone interview requests must be made 24 hours prior.

MEDIA MEMBERS SHOULD NEVER CONTACT STUDENT-ATHLETES DIRECTLY AT ANY TIME.

Student-athletes have been instructed to immediately terminate any contact initiated by a member of the media.

POSTGAME INTERVIEWS

After a 10-minute cooling off period, requested players and coaches will be made available to members of the media and all interviews will be done on the field close to the Jaguar dugout. Requested players and coaches will be accompanied by a South Alabama Strategic Communications staff member to the designated interview area.

INJURY INFORMATION

The Health Insurance Portability and Accountability Act of 1996 (HIPAA) regulates the use and disclosure of certain information held by "covered entities". It establishes regulations for the use and disclosure of Protected Health Information (PHI). PHI is any information held by a covered entity which concerns health status and provision of health care that can be linked to an individual.

Under the HIPAA Privacy Rule, the University must reasonably limit uses and disclosures of medical information to the minimum necessary to accomplish their intended purpose. In order to supply the media with injury information related to student-athletes, the University shall be limited to discussing the athlete's name, along with a broad term for the injury and upcoming playing status.

Student-athletes who miss practice due to an injury will not be available for post-practice interviews. Student-athletes who are injured during a game will not be allowed to participate in post-game media interviews.

HOME CREDENTIAL REQUESTS

The South Alabama Strategic Communications Office will issue credentials to WORKING press only. Passes for spouses, children or friends will not be issued. These credentials are non-transferable and any unauthorized use of a credential will result in the pass being immediately revoked.

Press passes will be distributed to those working along press row. A photo pass will be issued to those members of the media needing to photograph home events. All credential requests should be made in writing by sports editors or directors of accredited media outlets on company letterhead. Request should be made no later than four hours prior to the start of the desired contest. At least a day's notice is preferred.

Credentials can be picked up the day before an event in our office. Any credentials picked up after then may be picked up at Media Will Call, which is located at the front gate of Jaguar Field adjacent to the General Will Call area.

Media Will Call will be open approximately one hour before the start of the event. Credential request can be emailed to Kevin Beasley, Associate Director for Strategic Communications for the University of South Alabama at kbeasley@southalabama.edu.

PHOTOGRAPHERS

Only photographers shooting for accredited media outlets or for the South Alabama Strategic Communications Office will be issued photo passes and allowed on the field at the end of each dugout. Photographers are also allowed to shoot from the stands area as long as they **DO NOT** obstruct fans viewing of the game.

INTERNET WEBCAST

All of the South Alabama home games will be broadcast over streamline via the internet at www.USAJaguars.com. Fans can subscribe by clicking on the "All-Access" button on the right side of the page at www.USAJaguars.com.

VISITING RADIO

All visiting radio crews can make credential requests either through the South Alabama Strategic Communications Office or through their normal media relations/sports information department contact. Two courtesy lines are available in the visiting radio booth.

2018 JAGUAR SOFTBALL BROADCAST SCHEDULE

Fans will have a number of ways to follow South Alabama softball this season as the Jags are scheduled to have 35 regular-season games and the Sun Belt Conference Championships broadcast either by video on JagNation TV, an audio-only broadcast on US-AJaguars.com or over the radio on 99.5 The Jag. Games aired on The Jag can be heard anywhere for free via the iHeartRadio app. J.T. Crabtree will once again serve as the voice of the Jags as he delivers play-by-play of every pitch.

All games on www.USAJaguars.com will begin 30 minutes prior to scheduled first pitch time.

Date	Opponent	Time	Outlet
8-Feb	Alabama	6 p.m.	JagNation TV
18-Feb	Murray State	1 p.m.	JagNation TV (Audio Only)
21-Feb	Florida State	4 / 6 p.m.	99.5 The Jag/ JagNation TV
7-Mar	at Southern Mississippi	6 p.m.	JagNation TV (Audio Only)
10-Mar	UTA	1 / 3 p.m.	JagNation TV
11-Mar	UTA	12 p.m.	JagNation TV
14-Mar	Western Kentucky	4 p.m.	JagNation TV/ 99.5 The Jag
17-Mar	at Georgia Southern (DH)	12 / 2 p.m.	99.5 The Jag
18-Mar	at Georgia Southern	11 a.m.	JagNation TV (Audio Only)
24-Mar	Georgia State (DH)	1 / 3 p.m.	JagNation TV
25-Mar	Georgia State	12 p.m.	JagNation TV
28-Mar	McNeese State	6 p.m.	99.5 The Jag
30-Mar	at Louisiana (DH)	2 / 4 p.m.	99.5 The Jag
31-Mar	at Louisiana	1 p.m.	JagNation TV (Audio Only)
3-Apr	Southern Mississippi	6 p.m.	JagNation TV
7-Apr	at Texas State (DH)	1 / 3 p.m.	JagNation TV (Audio Only)
8-Apr	at Texas State	12 p.m.	JagNation TV (Audio Only)
11-Apr	Southern	5 p.m.	99.5 The Jag/ JagNation TV
14-Apr	ULM (DH)	1 / 3 p.m.	99.5 The Jag/ JagNation TV
15-Apr	ULM	1 p.m.	JagNation TV
18-Apr	at Troy	6 p.m.	JagNation TV (Audio Only)
21-Apr	Appalachian State (DH)	1 / 3 p.m.	99.5 The Jag/ JagNation TV
22-Apr	Appalachian State	12 p.m.	JagNation TV
24-Apr	at LSU	6 p.m.	JagNation TV (Audio Only)
28-Apr	Coastal Carolina (DH)	1 / 3 p.m.	99.5 The Jag
29-Apr	Coastal Carolina	12 p.m.	JagNation TV (Audio Only)
6-May	Troy (DH)	1 / 3 p.m.	JagNation TV
May 9-12	at Sun Belt Tournament	TBD	99.5 The Jag

HEAD COACH BECKY CLARK



15th Season of her Career (14th Competitive)
12th Season at South Alabama (11th Competitive)

Record at USA
390-222-1 (147-99 SBC)

Career Record
546-255-2



PERSONAL

Collegiate Playing Exp.	Troy, 1990-91 Mobile, '92-95
Head Coaching Exp.	University of Mobile – 156-33-1 University of South Alabama – 390-220-1

YEAR-BY-YEAR COACHING RECORD

2003	Mobile*	56-7-1
2004	Mobile*	49-13
2005	Mobile*	51-13
2006	South Alabama	Started Program
2007	South Alabama	36-23 (12-11 SBC)
2008	South Alabama	22-31 (6-18 SBC)
2009	South Alabama	27-28-1 (10-12 SBC)
2010	South Alabama	21-24 (8-10 SBC)
2011	South Alabama	37-17 (14-10 SBC)
2012	South Alabama**	41-17 (17-7 SBC)
2013	South Alabama**	48-9 (17-3 SBC)
2014	South Alabama**	42-14 (15-6 SBC)
2015	South Alabama**	40-13 (16-4 SBC)
2016	South Alabama	33-18 (17-6 SBC)
2017	South Alabama	35-20 (15-12 SBC)
2018	South Alabama	8-8 (0-0 SBC)

* – NAIA National Tournament

** – NCAA Regional

CAREER COACHING ACCOLADES

- 1998 NAIA Regional Coaching Staff of the Year
- NAIA National Tournament Appearances (2003, 2004, 2005)
- NAIA National Tournament Runner Up (2003)
- Region XIII runner-up Coach of the Year (2003)
- Gulf Coast Athletic Conference Coach of the Year (2003, 2004)
- Gulf Coast Athletic Conference Championships (2003, 2004, 2005)
- Gulf Coast Athletic Conference Players of the Year (2) and Pitchers of the Year (3)
- NAIA All-American Selections: First-Team (6); Second-Team (6); Honorable Mention (3)
- Missy Passley named NAIA Pitcher of the Year (2003)
- NAIA Scholar All-American Selections (3)
- 2011 Sun Belt Conference Coach of the Year
- 2013 National Fastpitch Coaches Association South Region Coaching Staff of the Year
- Sun Belt Conference Tournament Champions (2012, 2013, 2015)
- NCAA Regional Appearances (2012, 2013, 2014, 2015)
- No. 14 National Seed in the NCAA tournament (2013)
- National Fastpitch Coaches Association All-American Selections – 2
- NFCA All-Region Selections – 12
- NFCA All-America Scholar Athletes – 67
- All-Sun Belt Conference Selections – 45
- All-Sun Belt Conference Tournament Selections – 16
- Sun Belt Conference Commissioner's List Selections – 84
- Sun Belt Conference Academic Honor Roll Selections – 70

COLLEGIATE PLAYING ACCOLADES

- 1993 National Association of Intercollegiate Athletics All-District Team
- 1993 NAIA Academic All-American
- 1994 NAIA All-District Team
- 1994 NAIA Academic All-American

CLARK'S RECORD BREAKDOWN

Category	Record (.pct)
Overall for Career	546-255-2 (.681)
Overall at South Alabama	390-222-1 (.637)
Home Games	167-78 (.682)
Road Games	114-107-1 (.515)
Neutral Games	107-41 (.723)
Vs. USAToday/NFCA Ranked Teams	20-60 (.256)
Vs. ESPN.com/USASoftball Ranked Teams	16-41 (.286)
As a ranked team	113-34 (.769)
Vs. Non-Conference Foes (Regular Season)	223-109-1 (.671)
Vs. Sun Belt Teams	166-113 (.595)
In Sun Belt Games (Regular Season)	147-99 (.598)
Sun Belt Tournament	19-14 (.576)
NCAA Regionals	9-8 (.529)
NCAA Super Regionals	0-0 (.000)
NCAA College World Series	0-0 (.000)
In February	114-59-1 (.657)
In March	129-63 (.672)
In April	102-69 (.597)
In May	44-31 (.587)
One-Run Games	66-78 (.465)
Two-Run Games	68-43 (.613)
Extra-Inning Games	27-20 (.587)
Run-Rule Games	86-15 (.852)

CLARK vs. 2018 OPPONENTS

Opponent	W-L-T	Pct.	First	Last
Alabama	0-14	.000	2008	2018
Appalachian State	9-0	1.000	2015	2017
Bradley	1-0	1.000	2018	2018
Butler	3-0	1.000	2015	2018
Charleston Southern	2-0	1.000	2010	2015
Coastal Carolina	4-1	.800	2009	2017
Drake	0-1	.000	2018	2018
Florida State	4-6	.400	2009	2018
Georgia Southern	8-1	.889	2015	2017
Georgia State	10-5	.667	2013	2017
Illinois	3-0	1.000	2014	2018
Louisiana	11-28	.282	2007	2017
Louisville	0-1	.000	2018	2018
LSU	2-9	.200	2008	2017
McNeese State	4-3	.571	2010	2017
Minnesota	0-1	.000	2018	2018
Mississippi State	5-4	.556	2009	2018
Murray State	4-1	.800	2013	2018
North Florida	1-0	1.000	2018	2018
Providence	1-0	.000	2018	2018
South Carolina	1-1	.500	2015	2018
Southern	0-0	.000	--	--
Southern Mississippi	12-5-1	.686	2007	2017
Tennessee	0-0	.000	--	--
Texas State	1-9	.100	2014	2017
Toledo	0-0	.000	--	--
Troy	22-10	.688	2007	2017
UAB	12-3	.800	2007	2018
ULM	32-6	.842	2007	2017
UTA	11-3	.786	2014	2017
Western Kentucky	14-11	.560	2007	2014

2018 SOUTH ALABAMA ROSTER

NUMERICAL

No.	Name	HT	CL	POS.	B/T	HOMETOWN (HIGH SCHOOL / LAST SCHOOL)
0	Brittani Reid	5-3	So.	INF	R/R	Kansas City, Mo. (Blue Springs High School / Kansas University)
1	Haleigh Lowe	5-6	Sr.	OF	L/R	Prattville, Ala. (Prattville High School)
2	MC Nichols	5-4	So.	OF	L/R	Hoover, Ala. (Hoover High School)
4	Megan Harris	5-8	Jr.	OF	L/R	Whitehouse, Texas (Whitehouse High School / University of Mississippi)
5	Dayla Gulledge	5-6	Jr.	C/OF	R/R	Dothan, Ala. (Rehobeth High School)
6	Savanna Mayo	5-5	Jr.	INF	R/R	Little Rock, Ark. (Mannford High School)
7	Kaleigh Todd	5-6	Sr.	INF	L/R	Bessemer, Ala. (McAdory High School)
8	Bailey Murphy	5-4	So.	P/INF	L/L	Trussville, Ala. (Hewitt Trussville High School)
9	Jordyn Calderon	5-3	Fr.	INF	R/R	Jackson, N.J. (Jackson Memorial High School)
10	Carmen Byrd	5-4	Sr.	INF	L/R	Mt. Vernon, Ala. (Citronelle High School / Spring Hill College)
11	Kamdyn Kvistad	5-5	Fr.	C	R/R	Lake City, Fla. (Columbia High School)
12	Devin Brown	5-7	Sr.	P	R/R	Mobile, Ala. (Theodore High School)
14	Taylor Stevens	5-3	Jr.	C	R/R	Grand Bay, Ala. (Alma Bryant High School)
15	Hannah Smith	5-2	Fr.	INF	R/R	Lafayette, La. (Catholic-New Iberia High School)
16	Baylie Thornhill	5-8	Fr.	P	R/R	Baton Rouge, La. (St. Joseph's Academy)
17	Abby Krzywiecki	5-8	So.	INF	R/R	Brighton, Mich. (Mercy High School)
19	Lyric Cabral	5-7	Fr.	C	R/R	Oklahoma City, Okla. (Carl Albert High School)
20	Bobbi Smith	5-6	Jr.	OF	L/R	Choudrant, La. (West Ouachita High School / LSU-Eunice)
21	Morgan Lutticken	5-6	So.	C	R/R	Poway, Calif. (Poway High School)
24	Amanda Flynn	5-3	Fr.	OF	L/L	Plantation, Fla. (Coral Springs Charter School)
25	Jayden Dukes	5-2	Fr.	OF	R/R	Lake Charles, La. (Sam Houston High School)
26	Megan Dudenhefer	5-6	Fr.	P	R/R	Picayune, Miss. (Picayune High School / LSU-Eunice)
28	Kristian Foster	5-7	Sr.	INF	R/R	Pelham, Ala. (Pelham High School)
29	Alexis Reid	5-8	Jr.	P	R/R	Kansas City, Mo. (Blue Springs High School / Kansas University)
30	Katelyn Gruich	5-8	So.	INF	R/R	Biloxi, Miss. (St. Martin High School)

COACHING STAFF

Head Coach: Becky Clark (Mobile, 1995 – 12th Season)

Assistant Coaches: Kristina McCain (Auburn, 2011 – 9th Season) and Hannah Campbell (South Alabama, 2014 – 3rd Season)

Volunteer Assistant Coach: Taryn Gray (Auburn, 2010 – 3rd Season)

Director of Softball Operations: Meredith Tanner (Mobile, 2005 – 12th Season)

Student Manager: Morgan Bolen and Fernando Soto

ALPHABETICAL

No.	Name
12	Devin Brown
10	Carmen Byrd
9	Jordan Calderon
19	Lyric Cabral
26	Megan Dudenhefer
25	Jayden Dukes
24	Amanda Flynn
28	Kristian Foster
30	Katelyn Gruich
5	Dayla Gulledge
4	Megan Harris
17	Abby Krzywiecki
11	Kamdyn Kvistad
1	Haleigh Lowe
21	Morgan Lutticken
6	Savanna Mayo
8	Bailey Murphy
2	MC Nichols
29	Alexis Reid
0	Brittani Reid
20	Bobbi Smith
15	Hannah Smith
14	Taylor Stevens
16	Baylie Thornhill
7	Kaleigh Todd

ROSTER BREAKDOWN

Seniors | 5

Devin Brown
Carmen Byrd
Kristian Foster
Haleigh Lowe
Kaleigh Todd

Juniors | 6

Dayla Gulledge
Megan Harris
Savanna Mayo
Alexis Reid
Bobbi Smith
Taylor Stevens

Sophomores | 6

Katelyn Gruich
Abby Krzywiecki
Morgan Lutticken
Bailey Murphy
MC Nichols
Brittani Reid

Freshmen | 8

Jordyn Calderon
Lyric Cabral
Megan Dudenhefer
Jayden Dukes
Amanda Flynn
Kamdyn Kvistad
Hannah Smith
Baylie Thornhill

Newcomers | 12

Carmen Byrd
Jordyn Calderon
Lyric Cabral
Megan Dudenhefer
Jayden Dukes
Amanda Flynn
Kamdyn Kvistad
Alexis Reid
Brittani Reid
Bobbi Smith
Hannah Smith
Baylie Thornhill

PRONUNCIATION GUIDE

Jordyn Calderon	Jor-DEN Cal-dah-ron
Lyric Cabral	Lirr-ik Kah-brail
Megan Dudenhefer	DUDE-n-HEF-er
Jayden Dukes	JAY-den
Kristian Foster	Christian
Katelyn Gruich	Grew-itch
Dayla Gulledge	Day-LA GULL-edge
Kamdyn Kvistad	Cam-den kuh-VIST-add
Abby Krzywiecki	Kriz-WICK-ee
Haleigh Lowe	Hay-LEE
Morgan Lutticken	Lutt-ah-ken
Savanna Mayo	Savannah May-OH
Alexis Reid	Ah-lex-is
Brittani Reid	Brittany
Bobbi Smith	Bobby
Baylie Thornhill	Bay-LEE
Kaleigh Todd	Kay-LEE

BY STATE

Alabama | 9

Devin Brown (Mobile)
Carmen Byrd (Citronelle)
Kristian Foster (Pelham)
Dayla Gulledge (Dothan)
Haleigh Lowe (Prattville)
Bailey Murphy (Trussville)
MC Nichols (Hoover)
Taylor Stevens (Grand Bay)
Kaleigh Todd (Bessemer)

Arkansas | 1

Savanna Mayo (Little Rock)

California | 1

Morgan Lutticken (Poway)

Florida | 2

Amanda Flynn (Coral Springs)
Kamdyn Kvistad (Lake City)

Louisiana | 4

Jayden Dukes (Lake Charles)
Bobbi Smith (Choudrant)
Hannah Smith (Lafayette)
Baylie Thornhill (Baton Rouge)

Michigan | 1

Abby Krzywiecki (Brighton)

Mississippi | 2

Megan Dudenhefer (Picayune)
Katelyn Gruich (Biloxi)

Missouri | 2

Alexis Reid (Blue Springs)
Brittani Reid (Blue Springs)

New Jersey | 1

Jordyn Calderon (Jackson)

Oklahoma | 1




























Lyric Cabral (Oklahoma City)

Texas | 1

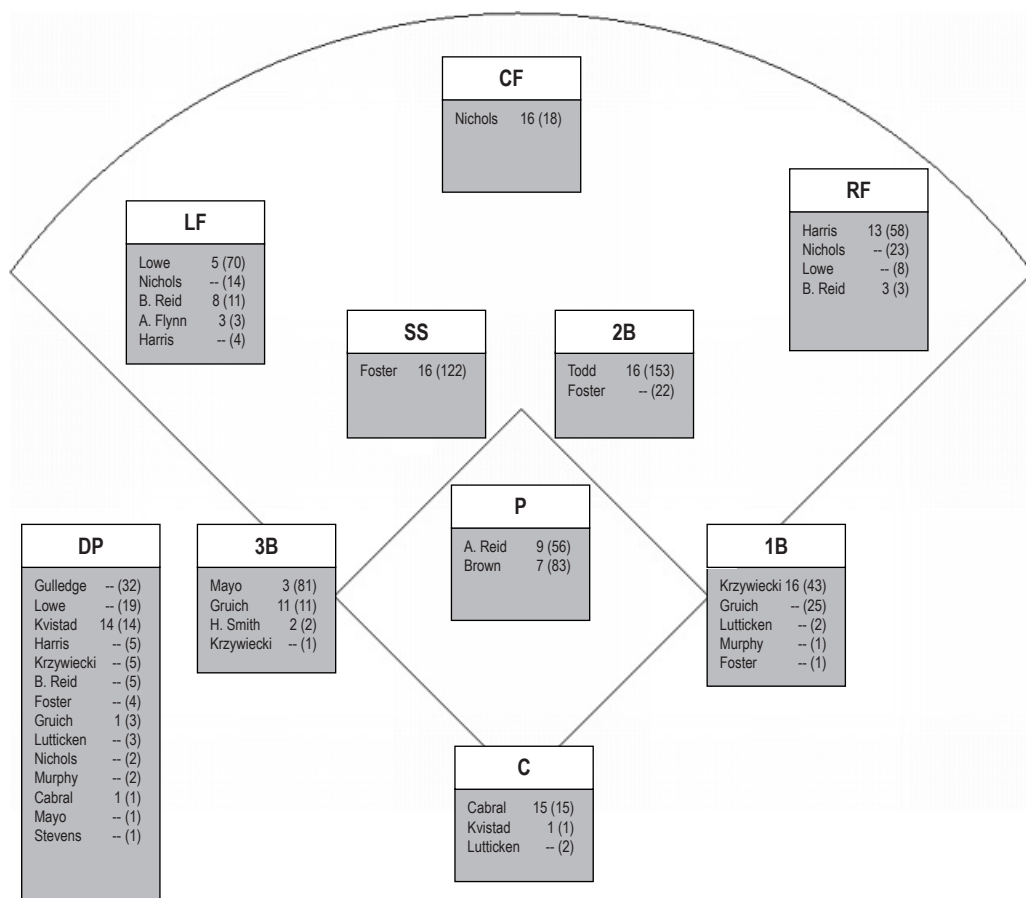
Megan Harris (Whitehouse)



2018 SOUTH ALABAMA TELEVISION CHART

 0 Brittani REID SOPHOMORE INF 5-3 R-R Kansas City, Mo. Kansas Univ. Blue Springs HS	 1 Haleigh LOWE JUNIOR OF 5-6 L-R Prattville, Ala. Prattville HS	 2 MC NICHOLS SOPHOMORE OF 5-4 L-R Hoover, Ala. Hoover HS	 4 Megan HARRIS JUNIOR OF 5-8 L-R Whitehouse, Texas Univ. of Mississippi Whitehouse HS	 5 Dayla GULLEDGE JUNIOR C/OF 5-6 R-R Dothan, Ala. Rehobeth HS	 6 Savanna MAYO JUNIOR INF 5-5 R-R Little Rock, Ark. Mannford HS
 7 Kaleigh TODD SENIOR INF 5-6 L-R Bessemer, Ala. McAdory HS	 8 Bailey MURPHY SOPHOMORE P/INF 5-4 L-L Trussville, Ala. Hewitt Trussville HS	 9 Jordyn CALDERON FRESHMAN INF 5-3 R-R Jackson, N.J. Jackson Memorial HS	 10 Carmen BYRD SENIOR INF 5-4 L-R Mt. Vernon, Ala. Spring Hill College Citronelle HS	 11 Kamdyn KVISTAD FRESHMAN C 5-5 R-R Lake City, Fla. Columbia HS	 12 Devin BROWN SENIOR P 5-7 R-R Mobile, Ala. Theodore HS
 14 Taylor STEVENS JUNIOR C 5-3 R-R Grand Bay, Ala. Bryant HS	 15 Hannah SMITH FRESHMAN INF 5-2 R-R Lafayette, La. Catholic HS	 16 Baylie THORNHILL FRESHMAN P 5-8 R-R Baton Rouge, La. St. Joseph's Academy	 17 Abby KRZYWIECKI SOPHOMORE INF 5-8 R-R Brighton, Mich. Mercy HS	 19 Lyric CABRAL FRESHMAN C 5-7 R-R Oklahoma City, Okla. Carl Albert HS	 20 Bobby SMITH JUNIOR OF 5-6 L-R Choudrant, La. LSU-Eunice West Ouachita HS
 21 Morgan LUTTICKEN SOPHOMORE C 5-6 R-R Poway, Calif. Poway HS	 24 Amanda FLYNN FRESHMAN OF 5-3 L-L Plantation, Fla. Coral Springs Charter School	 25 Jayden DUKES FRESHMAN OF 5-2 R-R Lake Charles, La. Sam Houston HS	 26 Megan DUDENHEFER FRESHMAN P 5-6 R-R Picayune, Miss. LSU-Eunice Picayune Memorial HS	 28 Kristian FOSTER SENIOR INF 5-7 R-R Pelham, Ala. Pelham HS	
	 29 Alexis REID JUNIOR P 5-8 R-R Kansas City, Mo. Kansas Univ. Blue Springs HS	 30 Katelyn GRUICH SOPHOMORE INF 5-8 R-R Biloxi, Miss. St. Martin HS			

SOUTH ALABAMA STARTS BY POSITION IN 2018 (CAREER)



LATE-GAME JAGUAR HEROICS

COME FROM BEHIND WINS (2)

Date	Opponent	Deficit(s), inn.	Final
2/10	Providence	0-3, 3rd inn.	Foster RBI 1B 8
2/28	UAB	0-1, 2nd inn.	Cabral RBI BB

LAST AT-BAT WINS (1)

Date	Opponent	Score (inn.)	GW Play
2/10	Providence	4-3 (6)	Foster RBI 1B 8

WALK-OFF WINS (0)

Date	Opponent	Score (inn.)	GW Play
--	--	--	--

2018 SOUTH ALABAMA JAGUARS



Front Row (L-R): Carmen Byrd, Amanda Flynn Jordan Calderon, MC Nichols, Taylor Stevens, Jayden Dukes, Brittani Reid and Hannah Smith

Middle Row (L-R): Baley Murphy, Dayla Gulledge, Kamdyn Kvistad, Savanna Mayo, Abby Krzywiecki, Haleigh Lowe, Bobbi Smith and Lyric Cabral

Back Row (L-R): Kaleigh Todd, Megan Harris, Morgan Lutticken, Katelyn Gruich, Baylie Thornhill, Alexis Reid, Kristian Foster and Devin Brown

Not pictured: Megan Dudenhefer

MISCELLANEOUS STATS

2-OUT RBI: Foster (3), Gruich (3), Harris (2), Mayo (1), Kvistad (1), Gulledge (1), Todd (1), B. Reid (1), Cabral (1), Lowe (1)

OUTFIELD ASSISTS: Nichols (1)

BUNT SINGLES: -- (--)

SACRIFICE BUNTS: Nichols (3), Todd (2), Mayo (2), Flynn (1), Gruich (1)

BATTED AROUND (2): vs. vs. Illinois (2nd inn.), vs. Butler (2nd inn.)

HOW THE JAGUARS GOT THE WIN IN 2018 — SOUTH'S GAME-WINNING PLAY

NO.	OPPONENT (DATE)	FINAL	INNING	PLAY	RBI (PLAYER)	WINNING RUN
1	Providence (2/10/18)	4-3	6th	RBI single to CF	1 (Kristian Foster)	Megan Harris
2	Illinois (2/10/18)	10-3	2nd	PH RBI single thru RS	2 (Morgan Lutticken)	Abby Krzywiecki
3	Butler (2/11/18)	6-0	1st	RBI single to SS	1 (Katelyn Gruich)	Megan Harris
4	North Florida (2/11/18)	1-0	5th	RBI single to LF	1 (Kamdyn Kvistad)	MC Nichols
5	Murray State (2/18/18)	3-1	5th	Home run to LF	1 (Brittani Reid)	Brittani Reid
6	Florida State (2/21/18) - Gm 1	3-1	3rd	RBI single to CF	2 (Kaleigh Todd)	Megan Harris
7	Bradley (2/25/18)	2-0	2nd	RBI BB	1 (Katelyn Gruich)	Brittani Reid
8	UAB (2/28/18)	6-4	2nd	RBI BB	1 (Lyrich Cabral)	Kristian Foster

GAME-WINNING PLAY BREAKDOWN

GAME-WINNING PLAY	GAME-WINNING RBI	
Grand Slam	Byrd	B. Smith
3-Run Home Run	Cabral	H. Smith
2-Run Home Run	Calderon	Stevens
Solo Home Run	Dukes	Todd
Triple	Flynn	
Double	Foster	
Single	Gruich	
Sacrifice Fly	Gulledge	
Error	Harris	
Walk	Krzywiecki	
Illegal Pitch	Kvistad	
Wild Pitch	Lowe	
Hit By Pitch	Lutticken	
Groundout	Mayo	
	Murphy	
	Nichols	
	B. Reid	

2018 MISCELLANEOUS / PITCHING SUPERLATIVES

GAME-WINNING RBI

Game	Player (Play)
Providence	Kristian Foster (RBI 1B CF)
Illinois	Morgan Lutticken (2 RBI 1B RS)
Butler	Katelyn Gruich (1 RBI 1B SS)
North Florida	Kamdyn Kvistad (1 RBI 1B LF)
Murray State - 2	Brittani Reid (HR LF)
Florida State - 1	Kaleigh Todd (2 RBI 1B CF)
Bradley	Katelyn Gruich (RBI BB)
UAB	Lyric Cabral (RBI BB)

10+ STRIKEOUTS TEAM TOTAL

Date	Opponent	Total	Result
2/11	North Florida	11	W, 1-0
Total Games		1	Record When 1-0

STRIKE OUT THE SIDE

Brown				
Date	Opponent	Times	Innings	Result
2/11	North Florida	1	7th	W, 1-0

Murphy				
Date	Opponent	Times	Innings	Result
--	--	--	--	--

Reid				
Date	Opponent	Times	Innings	Result
--	--	--	--	--

Dudenhefer				
Date	Opponent	Times	Innings	Result
--	--	--	--	--

Thornhill				
Date	Opponent	Times	Innings	Result
--	--	--	--	--

10+ STRIKEOUTS PLAYER TOTAL

Date	Opponent	Player	Total
2/11	North Florida	Brown	11

GAME-WINNING RUN

Game	Player (Play)
Providence	Megan Harris (RBI 1B CF)
Illinois	Abby Krzywiecki (2 RBI 1B RS)
Butler	Megan Harris (1 RBI 1B SS)
North Florida	MC Nichols (1 RBI 1B LF)
Murray State - 2	Brittani Reid (HR LF)
Florida State - 1	Megan Harris (2 RBI 1B CF)
Bradley	Brittai Reid (RBI BB)
UAB	Kristian Foster (RBI BB)

NO-HITTERS AND ONE HITTERS

Date	Pitcher(s)	Opponent	Hits
2/11	Reid	Butler	0

** Denotes Perfect Game

Totals	
One-Hitters	--
No-Hitters	1
Perfect Games	--

BALL/STRIKE RATIO

Brown

Date	Opponent	Balls	Strikes	Pitch Count	K Pct.
2/8	Alabama	38	65	103	.631
2/10	Illinois	26	69	95	.726
2/11	North Florida	23	70	93	.753
2/17	Murray State	12	27	39	.692
2/17	Mississippi State	40	95	135	.704
2/18	Murray State	32	66	98	.674
2/21	Florida State (1)	54	73	127	.575
2/23	Minnesota	44	58	102	.569
2/24	Louisville	16	29	45	.644
2/24	South Carolina	24	32	56	.571
2/25	Bradley	23	45	68	.662
2/28	UAB	34	54	88	.614
Total		366	683	1,049	.651

Reid

Date	Opponent	Balls	Strikes	Pitch Count	K Pct.
2/8	Alabama	15	26	41	.634
2/10	Providence	31	65	96	.677
2/11	Butler	35	61	96	.635
2/17	Murray State	31	53	84	.631
2/18	Drake	42	63	105	.600
2/21	Florida State (2)	29	38	67	.567
2/23	Minnesota	18	23	41	.561
2/24	Louisville	33	55	88	.625
2/24	South Carolina	14	26	40	.650
2/25	Bradley	22	27	49	.551
2/28	UAB	26	44	70	.629
Total		296	481	777	.619

Dudenhefer

Date	Opponent	Balls	Strikes	Pitch Count	K Pct.
2/21	Florida State - 2	17	20	37	.541
Total		17	20	37	.541

Murphy

Date	Opponent	Balls	Strikes	Pitch Count	K Pct.
2/21	Florida State - 2	23	21	44	.477
Total		23	21	44	.477

Thornhill

Date	Opponent	Balls	Strikes	Pitch Count	K Pct.
--	--	--	--	--	--

Total

2018 AND CAREER MISCELLANEOUS / OFFENSIVE SUPERLATIVES

HITTING STREAKS

Player	2018	Current	Longest
Kaleigh Todd	8	1	12
MC Nichols	4	1	8
Haleigh Lowe	1	2	7
Savanna Mayo	1	--	6
Dayla Gullede	--	--	4
Kristian Foster	3	2	5
Megan Harris	3	--	5
Kamdyn Kvistad	4	1	4
Katelyn Gruich	3	1	4
Lyric Cabral	3	--	3
Abby Krzywiecki	1	--	3
Brittani Reid	2	2	2
Morgan Lutticken	1	--	2
Amanda Flynn	1	--	1

REACHED BASE STREAKS

Player	2018	Current	Longest
Kaleigh Todd	8	1	17
Haleigh Lowe	2	2	17
Kristian Foster	3	2	15
MC Nichols	5	1	12
Dayla Gullede	2	--	10
Katelyn Gruich	5	3	9
Kamdyn Kvistad	8	3	8
Savanna Mayo	2	2	8
Megan Harris	6	--	7
Abby Krzywiecki	7	7	7*
Lyric Cabral	6	2	6
Hannah Smith	3	3	3
Amanda Flynn	2	--	2
Morgan Lutticken	1	--	2
Brittani Reid	2	2	2
Taylor Stevens	--	--	1
Bailey Murphy	--	--	1

* - Dating back to the 2017 season

TWO-OUT RBI

Player	2018	Career
Kristian Foster	3	38
Haleigh Lowe	1	25
Dayla Gullede	1	14
Kaleigh Todd	1	14
Megan Harris	2	10
Savanna Mayo	1	10
Katelyn Gruich	3	9
MC Nichols	--	4
Abby Krzywiecki	--	3
Lyric Cabral	1	1
Kamdyn Kvistad	1	1
Brittani Reid	1	1
Morgan Lutticken	--	1

MULTI-HIT GAMES

Player	2	3	4	5+	Total
Brittani Reid	3	1	--	--	4
Kristian Foster	3	--	--	--	3
Megan Harris	1	1	--	--	2
Kamdyn Kvistad	2	--	--	--	2
Lyric Cabral	2	--	--	--	2
Haleigh Lowe	1	--	--	--	1
Kaleigh Todd	1	--	--	--	1
Abby Krzywiecki	1	--	--	--	1
Katelyn Gruich	1	--	--	--	1
TEAM	15	2	--	--	17

CAREER MULTI-HIT GAMES

Player	2	3	4	5+	Total
Kaleigh Todd	30	14	1	--	45
Kristian Foster	21	4	1	--	26
Haleigh Lowe	18	3	--	--	21
MC Nichols	11	--	--	--	11
Megan Harris	10	1	--	--	11
Savanna Mayo	7	1	--	--	8
Brittani Reid	3	1	--	--	4
Dayla Gullede	3	--	--	--	3
Lyric Cabral	2	--	--	--	2
Abby Krzywiecki	2	--	--	--	2
Kamdyn Kvistad	2	--	--	--	2
Katelyn Gruich	1	--	--	--	1
TEAM	110	24	2	--	136

MULTI-RBI GAMES

Player	2	3	4	5+	Total
Megan Harris	1	1	--	--	2
Morgan Lutticken	1	--	--	--	1
Lyric Cabral	--	--	1	--	1
Kaleigh Todd	1	--	--	--	1
TEAM	3	1	1	--	5

CAREER MULTI-RBI GAMES

Player	2	3	4	5+	Total
Kristian Foster	16	4	--	--	20
Haleigh Lowe	4	3	2	--	9
Dayla Gullede	4	2	1	--	7
Kaleigh Todd	5	1	--	--	6
Megan Harris	3	1	--	--	4
Savanna Mayo	4	--	--	--	4
Katelyn Gruich	1	1	1	--	3
Morgan Lutticken	2	--	--	--	2
Lyric Cabral	--	--	1	--	1
MC Nichols	1	--	--	--	1
Abby Krzywiecki	1	--	--	--	1
TEAM	41	12	5	1	59

PINCH HITTING

Player	Avg.	AB-H-RBI	2B-3B-HR	BB-HP-SO
Brittani Reid	.500	2-1-0	0-0-0	1-0-0
Savanna Mayo	.500	2-1-1	0-0-0	0-0-0
Morgan Lutticken	.143	8-1-3	--	0-0-1
Hannah Smith	.000	2-0-0	0-0-0	1-0-2
Dayla Gullede	.000	4-0-2	--	3-0-2
Katelyn Gruich	.000	0-0-0	--	2-0-0
Haleigh Lowe	.000	0-0-0	0-0-0	1-0-0
Kamdyn Kvistad	.000	1-0-0	0-0-0	0-0-1
TEAM	.158	19-3-6	0-0-0	8-0-6

EXTRA-BASE HITS

Player	2B	3B	HR	Total
Brittani Reid	2	1	2	5
Kristian Foster	3	--	--	3
Abby Krzywiecki	--	--	2	2
Kamdyn Kvistad	1	--	--	1
Lyric Cabral	1	--	--	1
TEAM	7	1	4	12

JAGUARS WITH BASES LOADED

Player	H	AB	Avg.
Lyric Cabral	2	4	.500
Amanda Flynn	0	1	.000
Kristian Foster	0	2	.000
Katelyn Gruich	3	5	.600
Megan Harris	1	4	.250
Abby Krzywiecki	0	2	.000
Kamdyn Kvistad	1	3	.333
Haleigh Lowe	1	3	.333
Morgan Lutticken	1	3	.333
Savanna Mayo	0	1	.000
MC Nichols	0	4	.000
Kaleigh Todd	2	5	.400
TEAM	11	37	.297

JAGUARS WITH RISP

Player	H	AB	Avg.
Lyric Cabral	3	14	.214
Amanda Flynn	0	3	.000
Kristian Foster	7	17	.412
Katelyn Gruich	3	12	.250
Dayla Gullede	0	2	.000
Megan Harris	4	14	.286
Abby Krzywiecki	0	10	.000
Kamdyn Kvistad	3	11	.273
Haleigh Lowe	2	4	.500
Morgan Lutticken	1	8	.125
Savanna Mayo	1	4	.250
MC Nichols	1	9	.111
Brittani Reid	3	10	.300
Hannah Smith	0	1	.000
Kaleigh Todd	2	10	.200
TEAM	30	129	.233

INSIDE THE BOX SCORE TEAM GAME-BY-GAME BATTING										
Date	Opponent	Total H/AB	With RISP	Base Empty	Bases Loaded	With 2-Outs	With RBI-op	Reach as Leadoff	3rd and LT 2 Out	LOB
Feb. 8	ALABAMA	3-22	2-12	1-10	0-0	1-7	1-6	3-7	0-0	7
Feb. 10	vs. Providence	8-27	5-17	3-10	2-6	1-7	3-14	3-6	3-6	9
Feb. 10	vs. Illinois	9-32	9-23	0-9	3-8	2-12	6-20	3-7	5-10	14
Feb. 11	vs. Butler	11-27	8-17	3-10	1-2	4-10	5-11	3-6	2-2	8
Feb. 11	vs. North Florida	4-24	2-12	2-12	0-0	1-7	1-6	1-7	0-0	7
Feb. 17	vs. Murray State	7-31	3-20	4-11	0-3	2-9	2-12	5-7	0-2	10
Feb. 17	at Mississippi State	5-27	1-13	4-14	0-2	2-9	1-7	3-7	1-2	9
Feb. 18	vs. Drake	3-22	1-8	2-14	0-0	0-7	0-4	3-7	0-0	5
Feb. 18	vs. Murray State	8-25	3-11	5-14	0-1	2-8	1-7	3-6	2-2	7
Feb. 21	FLORIDA STATE	5-24	1-9	4-15	1-1	1-6	1-6	1-6	1-1	4
Feb. 21	FLORIDA STATE	1-17	0-10	1-7	0-0	0-6	0-5	3-5	0-1	4
Feb. 23	vs. Minnesota	8-28	5-13	3-15	2-5	1-7	3-9	2-7	1-3	7
Feb. 24	vs. Louisville	3-28	3-15	0-13	1-4	2-10	2-9	1-7	1-3	9
Feb. 24	vs. South Carolina	2-24	0-9	2-15	0-0	0-8	0-0	1-7	0-0	5
Feb. 25	vs. Bradley	4-21	1-4	3-17	0-1	4-10	1-3	1-6	0-0	6
Feb. 28	at UAB	11-31	6-17	5-14	1-4	3-10	3-10	2-7	1-3	11
Mar. 2	vs. Charleston Southern									
Mar. 2	vs. Toledo									
Mar. 3	at Tennessee									
Mar. 3	vs. TBD									
Mar. 4	vs. TBD									
Mar. 7	at Southern Mississippi									
Mar. 10	UTA*									
Mar. 10	UTA*									
Mar. 11	UTA*									
Mar. 14	WESTERN KENTUCKY									
Mar. 17	at Georgia Southern*									
Mar. 17	at Georgia Southern*									
Mar. 18	at Georgia Southern*									
Mar. 24	GEORGIA STATE*									
Mar. 24	GEORGIA STATE*									
Mar. 25	GEORGIA STATE*									
Mar. 28	at McNeese State									
Mar. 30	at Louisiana*									
Mar. 30	at Louisiana*									
Mar. 31	at Louisiana*									
April 3	SOUTHERN MISSISSIPPI*									
April 7	at Texas State*									
April 7	at Texas State*									
April 8	at Texas State*									
April 11	SOUTHERN									
April 14	ULM*									
April 14	ULM*									
April 15	ULM*									
April 18	at Troy*									
April 21	APPALACHIAN STATE*									
April 21	APPALACHIAN STATE*									
April 22	APPALACHIAN STATE*									
April 24	at LSU									
April 28	at Coastal Carolina*									
April 28	at Coastal Carolina*									
April 29	at Coastal Carolina*									
May 6	Troy*									
May 6	Troy*									
Totals		92-410	50-210	42-200	11-37	26-133	30-129	38-105	17-35	122
		.224	.238	.210	.297	.195	.233	.362	.486	

INSIDE THE BOX SCORE TEAM GAME-BY-GAME PITCHING										
Date	Opponent	Total H/AB	With Runners	Bases Empty	With 2-Outs	Reach as Leadoff	Gnd Out	Fly Out	Ks	
Feb. 8	ALABAMA	3-23	1-14	2-9	1-8	4-7	7	6	7	
Feb. 10	vs. Providence	5-25	3-11	2-14	3-10	27	10	8	2	
Feb. 10	vs. Illinois	9-30	5-17	4-13	4-10	4-7	6	11	3	
Feb. 11	vs. Butler	0-22	0-9	0-13	0-7	3-7	6	8	7	
Feb. 11	vs. North Florida	4-25	1-8	3-17	1-8	1-7	4	6	11	
Feb. 17	vs. Murray State	6-25	3-11	3-14	2-9	1-6	5	7	6	
Feb. 17	at Mississippi State	9-28	6-17	3-11	1-8	2-6	2	10	6	
Feb. 18	vs. Drake	5-23	2-11	3-12	0-6	1-6	7	7	3	
Feb. 18	vs. Murray State	3-24	2-9	1-15	1-8	2-7	8	4	8	
Feb. 21	FLORIDA STATE	4-25	2-15	2-10	0-7	4-7	6	5	9	
Feb. 21	FLORIDA STATE	13-28	8-15	5-13	7-12	1-5	6	6	3	
Feb. 23	vs. Minnesota	12-31	8-21	4-10	0-7	6-7	14	6	1	
Feb. 24	vs. Louisville	8-30	5-15	3-15	5-13	2-7	9	9	4	
Feb. 24	vs. South Carolina	6-26	2-11	4-15	6-12	2-7	8	11	1	
Feb. 25	vs. Bradley	2-24	1-11	1-13	0-7	1-7	4	12	5	
Feb. 28	at UAB	7-30	4-20	3-10	0-8	4-7	8	7	6	
Mar. 2	vs. Charleston Southern									
Mar. 2	vs. Toledo									
Mar. 3	at Tennessee									
Mar. 3	vs. TBD									
Mar. 4	vs. TBD									
Mar. 7	at Southern Mississippi									
Mar. 10	UTA*									
Mar. 10	UTA*									
Mar. 11	UTA*									
Mar. 14	WESTERN KENTUCKY									
Mar. 17	at Georgia Southern*									
Mar. 17	at Georgia Southern*									
Mar. 18	at Georgia Southern*									
Mar. 24	GEORGIA STATE*									
Mar. 24	GEORGIA STATE*									
Mar. 25	GEORGIA STATE*									
Mar. 28	at McNeese State									
Mar. 30	at Louisiana*									
Mar. 30	at Louisiana*									
Mar. 31	at Louisiana*									
April 3	SOUTHERN MISSISSIPPI*									
April 7	at Texas State*									
April 7	at Texas State*									
April 8	at Texas State*									
April 11	SOUTHERN									
April 14	ULM*									
April 14	ULM*									
April 15	ULM*									
April 18	at Troy*									
April 21	APPALACHIAN STATE*									
April 21	APPALACHIAN STATE*									
April 22	APPALACHIAN STATE*									
April 24	at LSU									
April 28	at Coastal Carolina*									
April 28	at Coastal Carolina*									
April 29	at Coastal Carolina*									
May 6	Troy*									
May 6	Troy*									
Totals		96-419	53-215	43-204	31-140	40-107	110	123	82	
		.229	.247	.211	.221	.374				

2018 SOUTH ALABAMA PINCH HITTING

No.	Player	GM#	Date	Opponent	Scoring	Inn	Outs	Score	Final
1	M. Lutticken	3	2/10/18	Illinois	2 RBI 1B RS	2	0	0-0	10-3
2	D. Gulledge	3	2/10/18	Illinois	RBI BB	2	0	2-0	10-3
3	B. Reid	4	2/11/18	Butler	1B LF	3	0	5-0	6-0
4	H. Smith	4	2/11/18	Butler	KL	3	1	5-0	6-0
5	S. Mayo	4	2/11/18	Butler	RBI 1B 7	3	2	5-0	6-0
6	M. Lutticken	6	2/17/18	Murray State	63	4	1	1-0	1-4
7	M. Lutticken	7	2/17/18	Mississippi State	FC	4	1	1-2	3-6
8	S. Mayo	7	2/17/18	Mississippi State	FC 52	4	1	1-2	3-6
9	D. Gulledge	7	2/17/18	Mississippi State	RBI BB	4	2	2-2	3-6
10	M. Lutticken	9	2/18/18	Murray State	FC 65 RBI	3	1	1-0	3-1
11	D. Gulledge	9	2/18/18	Murray State	KL	3	1	1-0	3-1
12	M. Lutticken	10	2/21/18	Florida State	53	4	2	3-0	3-1
13	H. Lowe	11	2/21/18	Florida State	BB	5	0	1-14	1-14
14	H. Smith	11	2/21/18	Florida State	KS	5	0	1-14	1-14
15	K. Kvistad	11	2/21/18	Florida State	KS	5	1	1-14	1-14
16	D. Gulledge	11	2/21/18	Florida State	KS	5	2	1-14	1-14
17	D. Gulledge	12	2/23/18	Minnesota	F9	2	1	1-1	3-13
18	M. Lutticken	12	2/23/18	Minnesota	53	2	2	1-1	3-13
19	B. Reid	13	2/24/18	Louisville	BB	7	0	3-4	4-5
20	K. Gruich	13	2/24/18	Louisville	BB	7	0	3-4	4-5
21	D. Gulledge	13	2/24/18	Louisville	BB	8	2	4-4	4-5
22	M. Lutticken	13	2/24/18	Louisville	KS	8	2	4-4	4-5
23	D. Gulledge	14	2/24/18	South Carolina	F8	5	2	0-1	0-1
24	K. Gruich	15	2/25/18	Bradley	RBI BB	2	2	0-0	2-0
25	H. Smith	16	2/28/18	UAB	BB	2	2	0-0	6-4

SEASON HIGHS — TEAM (2018)

BATTING

At Bats:	32, vs. Illinois (2/10/18)
Runs Scored:	10, vs. Illinois (2/10/18)
Hits:	11, 2x, last at UAB (2/28/18)
RBI:	10, vs. Illinois (2/10/18)
Doubles:	1, 7x, last at UAB (2/28/18)
Triples:	1, at UAB (2/28/18)
Home Runs:	1, 4x, last at UAB (2/28/18)
Total Bases:	17, at UAB (2/28/18)
Walks:	10, vs. Illinois (2/10/18)
Strikeouts:	10, 3x, last vs. Florida State - Gm 2 (2/21/18)
Sac Hits:	3, vs. Murray State (2/18/18)
Sac Flies:	1, 3x last at Mississippi State (2/17/18)
Stolen Bases:	3, vs. Illinois (2/10/18)
Hit By Pitch:	2, 2x, last vs. North Florida (2/11/18)
Runners LOB:	14, vs. Illinois (2/10/18)
Hit into DP:	1, vs. Florida State - Gm 1 (2/21/18)

FIELDING

Putouts:	22, vs. Louisville (2/24/18)
Assists:	15, vs. Minnesota (2/23/18)
Errors:	3, vs. Illinois (2/10/18)
DPs Turned:	1, 2x, last vs. South Carolina (2/24/18)

PITCHING

Innings Pitched:	7.1, vs. Louisville (2/24/18)
Runs Allowed:	14, vs. Florida State - Gm 2 (2/21/18)
Earned Runs Allowed:	14, vs. Florida State - Gm 2 (2/21/18)
Walks Allowed:	6, 2x, last vs. Minnesota (2/23/18)
Strikeouts:	11, vs. North Florida (2/11/18)
Hits Allowed:	13, vs. Florida State - Gm 2 (2/21/18)
Doubles Allowed:	4, at UAB (2/28/18)
Triples Allowed:	1, 2x, last at Mississippi State (2/17/18)
Home Runs Allowed:	3, vs. Florida State - Gm 2 (2/21/18)
Hit Batters:	2, 5x, last vs. Louisville (2/24/18)

JAGUARS VS. OTHER CONFERENCES

Atlantic Coast (ACC) – 1-2

Florida State	1-1
Louisville	0-1

Atlantic Sun (A-Sun) – 1-0

North Florida	1-0
---------------	-----

Big East (BIG EAST) – 2-0

Butler	1-0
Providence	1-0

Big South (Big South) – 0-0

Charleston Southern	0-0
---------------------	-----

Big 10 (B10) – 1-1

Illinois	1-0
Minnesota	0-1

Conference USA (CUSA) – 1-0

Southern Mississippi	0-0
UAB	1-0
Western Kentucky	0-0

Mid-American (MAC) – 0-0

Toledo	0-0
--------	-----

Missouri Valley (MVC) – 1-1

Bradley	1-0
Drake	0-1

Ohio Valley (OVC) – 1-1

Murray State	1-1
--------------	-----

Southeastern (SEC) – 0-3

Alabama	0-1
Mississippi State	0-1
LSU	0-0
South Carolina	0-1
Tennessee	0-0

Southland (SLC) – 0-0

McNeese State	0-0
---------------	-----

Southwestern Athletic (SWAC) – 0-0

Southern	0-0
----------	-----

2018 SOUTH ALABAMA INDIVIDUAL GAME HIGHS

Batting

At bats:	5 - Nichols, MC vs Illinois (Feb 10, 2018 at Longwood, Fla.)
	5 - Lowe, Haleigh at UAB (Feb 28, 2018)
	5 - Reid, Brittani at UAB (Feb 28, 2018)
Runs scored:	3 - Reid, Brittani at UAB (Feb 28, 2018)
Hits:	3 - Harris, Megan vs Illinois (Feb 10, 2018 at Longwood, Fla.)
	3 - Reid, Brittani at UAB (Feb 28, 2018)
RBI:	4 - Cabral, Lyric vs Illinois (Feb 10, 2018 at Longwood, Fla.)
Doubles:	1 - (7 times)
Triples:	1 - Reid, Brittani at UAB (Feb 28, 2018)
Home runs:	1 - (4 times)
Total bases:	9 - Reid, Brittani at UAB (Feb 28, 2018)
Walks:	3 - Kvistad, Kamdyn at UAB (Feb 28, 2018)
Strikeouts:	3 - Nichols, MC vs Illinois (Feb 10, 2018 at Longwood, Fla.)
	3 - Kvistad, Kamdyn vs Florida State (Feb 21, 2018)
	3 - Krzywiecki, Abby at UAB (Feb 28, 2018)
Sac hits:	2 - Mayo, Savanna vs Murray State (Feb 18, 2018 at Starkville, Miss.)
Sac flies:	1 - Cabral, Lyric vs Illinois (Feb 10, 2018 at Longwood, Fla.)
	1 - Krzywiecki, Abby vs Bulter (Feb 11, 2018 at Longwood, Fla.)
	1 - Cabral, Lyric at Mississippi State (Feb 17, 2018)
Stolen bases:	1 - (8 times)
Hit by pitch:	1 - (8 times)
Caught stealing:	1 - Flynn, Amanda vs Alabama (Feb 08, 2018)
	1 - Todd, Kaleigh vs Murray State (Feb 17, 2018 at Starkville, Miss.)
	1 - Flynn, Amanda vs Bradley (Feb 25, 2018 at Kissimmee, Fla.)
Runners LOB:	5 - (4 times)

Fielding

Putouts:	13 - Krzywiecki, Abby vs Minnesota (Feb 23, 2018 at Kissimmee, Fla.)
Assists:	6 - Todd, Kaleigh vs Illinois (Feb 10, 2018 at Longwood, Fla.)
	6 - Foster, Kristian vs Minnesota (Feb 23, 2018 at Kissimmee, Fla.)
	6 - Foster, Kristian vs South Carolina (Feb 24, 2018 at Kissimmee, Fla.)
Errors:	1 - (19 times)

Pitching

Innings pitched:	7.0 - (6 times)
Runs allowed:	10 - Brown, Devin vs Minnesota (Feb 23, 2018 at Kissimmee, Fla.)
Earned runs:	9 - Brown, Devin vs Minnesota (Feb 23, 2018 at Kissimmee, Fla.)
Walks allowed:	5 - Brown, Devin vs Alabama (Feb 08, 2018)
	5 - Brown, Devin vs Florida State (Feb 21, 2018)
	5 - Brown, Devin vs Minnesota (Feb 23, 2018 at Kissimmee, Fla.)
Strikeouts:	11 - Brown, Devin vs North Florida (Feb 11, 2018 at Longwood, Fla.)
Hits allowed:	9 - Brown, Devin vs Illinois (Feb 10, 2018 at Longwood, Fla.)
	9 - Brown, Devin at Mississippi State (Feb 17, 2018)
	9 - Brown, Devin vs Minnesota (Feb 23, 2018 at Kissimmee, Fla.)
Doubles allowed:	3 - Brown, Devin vs Illinois (Feb 10, 2018 at Longwood, Fla.)
	3 - Brown, Devin at Mississippi State (Feb 17, 2018)
	3 - Reid, Alexis at UAB (Feb 28, 2018)
Triples allowed:	1 - Reid, Alexis vs Providence (Feb 10, 2018 at Longwood, Fla.)

2018 SOUTH ALABAMA OPPONENT GAME HIGHS — TEAM

At bats:	31 - vs Minnesota (Feb 23, 2018 at Kissimmee, Fla.)
Runs scored:	14 - vs Florida State (Feb 21, 2018)
Hits:	13 - vs Florida State (Feb 21, 2018)
RBI:	14 - vs Florida State (Feb 21, 2018)
Doubles:	4 - at UAB (Feb 28, 2018)
Triples:	1 - vs Providence (Feb 10, 2018 at Longwood, Fla.)
	1 - at Mississippi State (Feb 17, 2018)
Home runs:	3 - vs Florida State (Feb 21, 2018)
Total bases:	25 - vs Florida State (Feb 21, 2018)
Walks:	6 - vs Alabama (Feb 08, 2018)
	6 - vs Minnesota (Feb 23, 2018 at Kissimmee, Fla.)
Strikeouts:	11 - vs North Florida (Feb 11, 2018 at Longwood, Fla.)
Sac hits:	2 - vs Minnesota (Feb 23, 2018 at Kissimmee, Fla.)
	2 - vs Louisville (Feb 24, 2018 at Orlando, Fla.)
Sac flies:	1 - vs Minnesota (Feb 23, 2018 at Kissimmee, Fla.)
Stolen bases:	5 - at Mississippi State (Feb 17, 2018)
Hit by pitch:	2 - (5 times)
Caught stealing:	1 - vs Drake (Feb 18, 2018 at Starkville, Miss.)
Runners LOB:	11 - vs Louisville (Feb 24, 2018 at Orlando, Fla.)
Hit into DP:	1 - vs Murray State (Feb 18, 2018 at Starkville, Miss.)
	1 - vs South Carolina (Feb 24, 2018 at Kissimmee, Fla.)

Fielding

Putouts:	24 - vs Louisville (Feb 24, 2018 at Orlando, Fla.)
Assists:	12 - vs Murray State (Feb 17, 2018 at Starkville, Miss.)
	12 - vs Minnesota (Feb 23, 2018 at Kissimmee, Fla.)
Errors:	5 - vs Illinois (Feb 10, 2018 at Longwood, Fla.)
Passed balls:	1 - at UAB (Feb 28, 2018)
DPs turned:	1 - vs Florida State (Feb 21, 2018)
	1 - vs Minnesota (Feb 23, 2018 at Kissimmee, Fla.)

Pitching

Innings pitched:	8.0 - vs Louisville (Feb 24, 2018 at Orlando, Fla.)
Runs allowed:	10 - vs Illinois (Feb 10, 2018 at Longwood, Fla.)
Earned runs:	8 - vs Illinois (Feb 10, 2018 at Longwood, Fla.)
Walks allowed:	10 - vs Illinois (Feb 10, 2018 at Longwood, Fla.)
Strikeouts:	10 - vs Illinois (Feb 10, 2018 at Longwood, Fla.)
	10 - vs Drake (Feb 18, 2018 at Starkville, Miss.)
	10 - vs Florida State (Feb 21, 2018)
Hits allowed:	11 - vs Bulter (Feb 11, 2018 at Longwood, Fla.)
	11 - at UAB (Feb 28, 2018)
Doubles allowed:	1 - (7 times)
Triples allowed:	1 - at UAB (Feb 28, 2018)
Homers allowed:	1 - (4 times)
Wild pitches:	3 - vs Florida State (Feb 21, 2018)
Hit batters:	2 - vs Providence (Feb 10, 2018 at Longwood, Fla.)
	2 - vs North Florida (Feb 11, 2018 at Longwood, Fla.)

2018 SOUTH ALABAMA RESULTS

OVERALL: 8-8 | HOME: 1-2 | AWAY: 1-1 | NEUTRAL: 6-5 | SUN BELT: 0-0

Date	Opponent	Result	Inn.	USA R-H-E	Opp. R-H-E	Record (SBC)	Pitcher Of Record	Att.	Time
Feb. 8	Alabama	L, 0-1	7	0-3-1	1-3-0	0-1 (0-0)	D. Brown (0-1)	1152	2:24
Feb. 10	vs. Providence !	W, 4-3	7	4-8-1	3-5-0	1-1 (0-0)	A. Reid (1-0)	587	1:47
Feb. 10	vs. Illinois !	W, 10-3	7	10-9-3	3-9-5	2-1 (0-0)	D. Brown (1-1)	587	2:41
Feb. 11	vs. Butler !	W, 6-0	7	6-11-1	0-0-1	3-1 (0-0)	A. Reid (2-0)	413	1:48
Feb. 11	vs. North Florida !	W, 1-0	7	1-4-0	0-4-0	4-1 (0-0)	D. Brown (2-1)	413	1:50
Feb. 17	vs. Murray State @	L, 1-4	7	1-7-2	4-6-3	4-2 (0-0)	A. Reid (2-1)	462	1:55
Feb. 17	at Mississippi State @	L, 3-6	7	3-5-2	6-9-2	4-3 (0-0)	D. Brown (2-2)	462	2:18
Feb. 18	vs. Drake @	L, 0-4	7	0-3-2	4-5-0	4-4 (0-0)	A. Reid (2-2)	486	1:50
Feb. 18	vs. Murray State @	W, 3-1	7	3-8-1	1-3-1	5-4 (0-0)	D. Brown (3-2)	486	1:29
Feb. 21	Florida State	W, 3-1	7	3-5-1	1-4-2	6-4 (0-0)	D. Brown (4-2)	929	1:52
Feb. 21	Florida State	L, 1-14	5	1-1-0	14-13-1	6-5 (0-0)	A. Reid (2-3)	929	1:49
Feb. 23	vs. Minnesota #	L, 3-13	7	3-8-1	13-12-0	6-6 (0-0)	D. Brown (4-3)	87	2:16
Feb. 24	vs. Louisville #	L, 4-5	8	4-3-1	5-8-3	6-7 (0-0)	D. Brown (4-4)	137	2:24
Feb. 24	vs. South Carolina #	L, 0-1	7	0-2-0	1-6-1	6-8 (0-0)	A. Reid (2-4)	132	1:42
Feb. 25	vs. Bradley #	W, 2-0	7	2-4-1	0-2-0	7-8 (0-0)	D. Brown (5-4)	58	2:07
Feb. 28	at UAB	W, 6-4	7	6-11-2	4-7-2	8-8 (0-0)	D. Brown (6-4)	388	2:34
Mar. 2	vs. Charleston Southern #	--	--	--	--	-- (0-0)	-- (--)	--	--
Mar. 2	vs. Toledo #	--	--	--	--	-- (0-0)	-- (--)	--	--
Mar. 3	at Tennessee #	--	--	--	--	-- (0-0)	-- (--)	--	--
Mar. 3	vs. TBD #	--	--	--	--	-- (0-0)	-- (--)	--	--
Mar. 4	vs. TBD #	--	--	--	--	-- (0-0)	-- (--)	--	--
Mar. 7	at Southern Mississippi	--	--	--	--	-- (0-0)	-- (--)	--	--
Mar. 10	UTA*	--	--	--	--	-- (--)	-- (--)	--	--
Mar. 10	UTA*	--	--	--	--	-- (--)	-- (--)	--	--
Mar. 11	UTA*	--	--	--	--	-- (--)	-- (--)	--	--
Mar. 14	Western Kentucky	--	--	--	--	-- (--)	-- (--)	--	--
Mar. 17	at Georgia Southern*	--	--	--	--	-- (--)	-- (--)	--	--
Mar. 17	at Georgia Southern*	--	--	--	--	-- (--)	-- (--)	--	--
Mar. 18	at Georgia Southern*	--	--	--	--	-- (--)	-- (--)	--	--
Mar. 24	Georgia State*	--	--	--	--	-- (--)	-- (--)	--	--
Mar. 24	Georgia State*	--	--	--	--	-- (--)	-- (--)	--	--
Mar. 25	Georgia State*	--	--	--	--	-- (--)	-- (--)	--	--
Mar. 28	at McNeese State	--	--	--	--	-- (--)	-- (--)	--	--
Mar. 30	at Louisiana*	--	--	--	--	-- (--)	-- (--)	--	--
Mar. 30	at Louisiana*	--	--	--	--	-- (--)	-- (--)	--	--
Mar. 31	at Louisiana*	--	--	--	--	-- (--)	-- (--)	--	--
April 3	Southern Mississippi	--	--	--	--	-- (--)	-- (--)	--	--
April 7	at Texas State*	--	--	--	--	-- (--)	-- (--)	--	--
April 7	at Texas State*	--	--	--	--	-- (--)	-- (--)	--	--
April 8	at Texas State*	--	--	--	--	-- (--)	-- (--)	--	--
April 11	Southern	--	--	--	--	-- (--)	-- (--)	--	--
April 14	ULM*	--	--	--	--	-- (--)	-- (--)	--	--
April 14	ULM*	--	--	--	--	-- (--)	-- (--)	--	--
April 15	ULM*	--	--	--	--	-- (--)	-- (--)	--	--
April 18	at Troy*	--	--	--	--	-- (--)	-- (--)	--	--
April 21	Appalachian State*	--	--	--	--	-- (--)	-- (--)	--	--
April 21	Appalachian State*	--	--	--	--	-- (--)	-- (--)	--	--
April 22	Appalachian State*	--	--	--	--	-- (--)	-- (--)	--	--
April 24	at LSU	--	--	--	--	-- (--)	-- (--)	--	--
April 28	at Coastal Carolina*	--	--	--	--	-- (--)	-- (--)	--	--
April 28	at Coastal Carolina*	--	--	--	--	-- (--)	-- (--)	--	--
April 29	at Coastal Carolina*	--	--	--	--	-- (--)	-- (--)	--	--
May 6	Troy*	--	--	--	--	-- (--)	-- (--)	--	--
May 6	Troy*	--	--	--	--	-- (--)	-- (--)	--	--
May 9	vs. TBD%	--	--	--	--	-- (--)	-- (--)	--	--

! – Friends of Jaclyn Invitational [Winter Springs, Fla.]; @ – February Freezer [Starkville, Miss.]; # – Diamond 9 Citrus I Classic [Kissimmee, Fla.]; \$ – Tennessee Invitational [Knoxville, Tenn.];

% – Sun Belt Conference Championships [Lafayette, La.]

* – Sun Belt Conference Games

VS. RANKED OPPONENTS – USA TODAY / NFCA AND ESPN.COM / USA SOFTBALL TOP 25 POLLS

SOUTH ALABAMA
vs. USA TODAY/NATIONAL FASTPITCH COACHES ASSOCIATION TOP25

Record vs. Top 25: 20-60
Record vs. Top 10: 4-32

		Last Time	W/L	Score	Opponent
Record vs. No. 1:	0-4	3/5/16	L	0-9	at Florida
Record vs. No. 2:	0-2	5/20/12	L	0-6	at Alabama
Record vs. No. 3:	0-4	2/5/15	L	1-2	Alabama
Record vs. No. 4:	0-5	4/20/16	L	2-4	at Alabama
Record vs. No. 5:	0-5	2/15/17	L	1-3	at Alabama
Record vs. No. 6:	1-1	5/12/12	W	3-1	vs. Louisiana
Record vs. No. 7:	1-2	3/8/15	W	8-5	Louisiana
Record vs. No. 8:	0-5	4/7/12	L	0-3	at Louisiana
Record vs. No. 9:	1-3	2/21/18	L	1-14 (5)	Florida State
Record vs. No. 10:	1-1	5/9/15	W	2-0	Louisiana
Record vs. No. 11:	0-1	2/8/18	L	0-1	Alabama
Record vs. No. 12:	2-3	3/3/17	L	0-4	vs. James Madison
Record vs. No. 13:	0-0	--	--	--	--
Record vs. No. 14:	0-1	5/11/17	L	0-6	vs. Louisiana
Record vs. No. 15:	0-0	--	--	--	--
Record vs. No. 16:	0-1	3/5/10	L	0-11 (5)	at LSU
Record vs. No. 17:	1-4	4/25/17	L	0-6	at LSU
Record vs. No. 18:	1-5	4/13/14	L	1-5	at Louisiana
Record vs. No. 19:	4-7	5/19/13	L	6-7 (8)	Florida State
Record vs. No. 20:	0-0	--	--	--	--
Record vs. No. 21:	4-0	2/15/14	W	2-1	at LSU
Record vs. No. 22:	2-2	2/23/18	L	3-13	vs. Minnesota
Record vs. No. 23:	0-1	3/23/11	L	1-2	Auburn
Record vs. No. 24:	1-2	2/24/18	L	0-1	South Carolina
Record vs. No. 25:	1-1	4/10/13	W	4-0	Florida State

SOUTH ALABAMA
vs. ESPN.COM/USA SOFTBALL TOP 25

Record vs. Top 25: 15-40
Record vs. Top 10: 2-22

		Last Time	W/L	Score	Opponent
Record vs. No. 1:	0-2	3/5/16	L	0-9	at Florida
Record vs. No. 2:	0-2	2/28/13	L	0-4	at Alabama
Record vs. No. 3:	0-2	5/20/12	L	0-6	at Alabama
Record vs. No. 4:	0-4	2/15/17	L	1-3	at Alabama
Record vs. No. 5:	0-4	3/13/16	L	6-10	at Louisiana
Record vs. No. 6:	0-2	5/17/15	L	4-7	at Auburn
Record vs. No. 7:	2-6	2/21/18	L	1-14 (5)	Florida State
Record vs. No. 8:	0-0	--	--	--	--
Record vs. No. 9:	0-0	--	--	--	--
Record vs. No. 10:	1-1	2/8/18	L	0-1	Alabama
Record vs. No. 11:	1-1	5/9/15	W	2-0	vs. Louisiana
Record vs. No. 12:	1-3	5/10/14	L	1-4	at Louisiana
Record vs. No. 13:	1-1	3/3/17	L	0-4	vs. James Madison
Record vs. No. 14:	0-0	--	--	--	--
Record vs. No. 15:	0-1	5/11/17	L	0-6	vs. Louisiana
Record vs. No. 16:	0-0	--	--	--	--
Record vs. No. 17:	1-0	2/23/14	W	3-2	vs. Georgia
Record vs. No. 18:	0-1	4/25/17	L	0-6	at LSU
Record vs. No. 19:	1-2	5/19/13	L	6-7 (8)	Florida State
Record vs. No. 20:	1-5	3/26/17	L	4-9	Louisiana
Record vs. No. 21:	1-0	2/15/14	W	2-1	at LSU
Record vs. No. 22:	1-1	2/23/18	L	3-13	vs. Minnesota
Record vs. No. 23:	0-0	--	--	--	--
Record vs. No. 24:	1-2	5/17/14	W	5-0	USC Upstate
Record vs. No. 25:	4-1	2/6/14	W	8-0 (5)	UAB

LEADING OFF

South Alabama's record when...	2018	Career
Todd Leads Off	5-7	47-29
Lowe Leads Off	2-1	2-1
Harris Leads Off	1-0	1-0

JAGUAR HITTING

South Alabama's record when...	2018	Career
Byrd Records Hit	0-0	0-0
Byrd Records Multi-Hit Game	0-0	0-0
Byrd Hits Home Run	0-0	0-0
Cabral Records Hit	5-4	5-4
Cabral Records Multi-Hit Game	1-1	1-1
Cabral Hits Home Run	0-0	0-0
Calderon Records Hit	0-0	0-0
Calderon Records Multi-Hit Game	0-0	0-0
Calderon Hits Home Run	0-0	0-0
Dukes Records Hit	0-0	0-0
Dukes Records Multi-Hit Game	0-0	0-0
Dukes Hits Home Run	0-0	0-0
Foster Records Hit	6-3	65-20
Foster Records Multi-Hit Game	2-1	21-5
Foster Hits Home Run	0-0	4-0
Flynn Records Hit	0-0	0-0
Flynn Records Multi-Hit Game	0-0	0-0
Flynn Hits Home Run	0-0	0-0
Gruich Records Hit	5-1	14-3
Gruich Records Multi-Hit Game	1-0	1-0
Gruich Hits Home Run	0-0	3-0
Gulledge Records Hit	0-0	15-3
Gulledge Records Multi-Hit Game	0-0	2-1
Gulledge Hits Home Run	0-0	4-1
Harris Records Hit	3-1	24-10
Harris Records Multi-Hit Game	2-0	7-4
Harris Hits Home Run	0-0	0-0
Krzywiecki Records Hit	2-3	14-9
Krzywiecki Records Multi-Hit Game	1-0	2-0
Krzywiecki Hits Home Run	1-1	2-2
Kvistad Records Hit	6-2	6-2
Kvistad Records Multi-Hit Game	1-1	1-1
Kvistad Hits Home Run	0-0	0-0
Lowe Records Hit	2-1	38-12
Lowe Records Multi-Hit Game	1-0	18-3
Lowe Hits Home Run	0-0	2-0

South Alabama's record when...	2018	Career
Lutticken Records Hit	1-0	5-2
Lutticken Records Multi-Hit Game	0-0	0-0
Lutticken Hits Home Run	0-0	0-1
Mayo Records Hit	1-1	30-8
Mayo Records Multi-Hit Game	0-0	7-1
Mayo Hits Home Run	0-0	5-0
Nichols Records Hit	4-2	24-12
Nichols Records Multi-Hit Game	0-0	10-1
Nichols Hits Home Run	0-0	0-0
B. Reid Records Hit	4-2	4-2
B. Reid Records Multi-Hit Game	3-1	3-1
B. Reid Hits Home Run	2-0	2-0
B. Smith Records Hit	0-0	0-0
B. Smith Records Multi-Hit Game	0-0	0-0
B. Smith Hits Home Run	0-0	0-0
H. Smith Records Hit	0-0	0-0
H. Smith Records Multi-Hit Game	0-0	0-0
H. Smith Hits Home Run	0-0	0-0
Stevens Records Hit	0-0	0-0
Stevens Records Multi-Hit Game	0-0	0-0
Stevens Hits Home Run	0-0	0-0
Todd Records Hit	5-5	75-37
Todd Records Multi-Hit Game	1-0	33-11
Todd Hits Home Run	0-0	1-0

2018 JAGUAR CAREER PITCHING CHART

DEVIN BROWN'S APPEARANCES

2018 – Senior Season												
* – Starter												
Date	Opp. (Result)	DEC	IP	H	R	ER	BB	SO	HR	ERA	NP	
2/8	Alabama (L, 0-1)*	L	4.2	2	1	1	5	6	0	1.50	103	
2/10	vs. Illinois (W, 10-3)*	W	7.0	9	3	1	0	3	0	1.25	95	
2/11	vs. North Florida (W, 1-0)*	W	7.0	4	0	0	0	11	0	0.75	93	
2/17	vs. Murray State (L, 1-4)		1.2	2	1	1	0	3	0	1.03	39	
2/17	at Mississippi State (L, 3-6)*	L	6.0	9	6	6	2	6	0	2.39	135	
2/18	vs. Murray State (W, 3-1)*	W	7.0	3	1	0	0	8	0	1.89	98	
2/21	vs. Florida State (W, 3-1)*	W	7.0	4	1	0	5	9	0	1.56	127	
2/23	vs. Minnesota (L, 3-13)*	L	4.1	9	10	9	5	1	1	2.82	102	
2/24	vs. Louisville (L, 4-5, 8 inn.)	L	2.1	2	2	1	1	1	0	2.83	45	
2/24	vs. South Carolina (L, 0-1)		4.0	1	0	0	3	1	0	2.61	56	
2/25	vs. Bradley (W, 2-0)	W	5.0	1	0	0	1	3	0	2.38	68	
2/28	at UAB (W, 6-4)	W	4.0	3	2	1	4	3	0	2.33	88	
Totals		6-4	60.0	49	27	20	26	55	1	2.33	1049	

2017 – Junior Season												
* – Starter												
Date	Opp. (Result)	DEC	IP	H	R	ER	BB	SO	HR	ERA	NP	
2/9	CENTRAL ARKANSAS (W, 9-3)	SV	1.2	1	0	0	0	3	0	0.00	29	
2/10	CENTRAL ARKANSAS (W, 2-0)*	W	7.0	1	0	0	0	10	0	0.00	87	
2/11	JACKSONVILLE STATE (W, 1-0)*	W	7.0	4	0	0	1	12	0	0.00	112	
2/15	at No. 4/5 Alabama (L, 1-3)*	L	6.0	4	3	3	5	4	1	0.97	115	
2/17	BUTLER (W, 2-0)*	W	7.0	1	0	0	0	12	0	0.73	109	
2/18	MCNEESE STATE (W, 1-0, 8 inn.)*	W	8.0	3	0	0	6	12	0	0.57	174	
2/24	TENNESSEE TECH (W, 2-0)*	W	7.0	0	0	0	0	15	0	0.48	80	
2/25	MIDDLE TENNESSEE (W, 1-0)*	W	7.0	5	0	0	1	9	0	0.41	109	
3/3	vs. James Madison (L, 0-4)*	L	5.1	8	4	4	3	8	0	0.88	104	
3/3	vs. Boston College (W, 3-2)	SV	1.0	2	0	0	0	2	0	0.86	23	
3/4	vs. Kansas (W, 2-1, 8 inn.)*	W	8.0	6	1	0	1	2	0	0.75	139	
3/5	vs. Purdue (W, 5-2)	SV	0.2	0	0	0	0	2	0	0.75	8	
3/11	at Georgia State (L, 0-2)*	L	6.0	2	2	2	5	1	0.88	76		
3/12	at Georgia State (L, 3-4)*	L	2.1	4	4	4	1	1	1	1.23	43	
3/14	at UAB (L, 3-8)		5.1	5	2	2	1	8	1	1.32	101	
3/18	COASTAL CAROLINA (W, 6-0)*	W	7.0	2	0	0	1	9	0	1.22	100	
3/19	COASTAL CAROLINA (W, 6-1)*	W	7.0	7	1	1	3	3	0	1.20	141	
3/25	LOUISIANA (L, 3-8)*	L	5.2	9	7	7	2	3	1	1.63	109	
3/26	LOUISIANA (L, 4-9)*	L	3.1	5	5	5	3	1	2	1.92	86	
3/29	TROY (W, 8-0, 5 inn.)*	W	5.0	2	0	0	0	10	0	1.83	70	
4/1	at Appalachian State (W, 4-0)*	W	7.0	3	0	0	1	5	0	1.71	107	
4/2	at Appalachian State (W, 5-3)*	W	7.0	5	3	3	1	5	1	1.79	99	
4/5	Southern Mississippi (W, 4-3)*	W	7.0	9	3	3	2	9	1	1.85	133	
4/22	at ULM (W, 2-1)*	W	8.0	6	1	0	2	9	0	1.75	121	
4/23	at ULM (W, 7-4)		1.0	0	0	0	0	1	0	1.73	10	
4/25	at LSU (L, 0-6)		0.1	2	0	0	0	0	0	1.73	15	
4/29	GEORGIA SOUTHERN (W, 7-0)*	W	7.0	2	0	0	1	6	0	1.65	107	
4/30	GEORGIA SOUTHERN (W, 7-2)*	W	7.0	5	2	0	0	4	0	1.57	105	
5/7	at Troy (W, 2-0)*	W	7.0	5	0	0	1	10	0	1.50	127	
5/10	vs. UTA (W, 5-0)*	W	7.0	1	0	0	2	8	0	1.44	100	
5/11	vs. Louisiana (L, 0-6)		5.0	5	3	3	4	0	0	1.52	87	
5/11	vs. ULM (W, 3-2, 8 inn.)*	W	8.0	4	2	2	0	6	1	1.53	100	
5/12	vs. UTA (L, 1-2)	L	2.2	2	1	0	2	0	0	1.51	39	
Totals		19-7	181.1	120	44	39	47	194	10	1.51	2865	

2016 - Sophomore Season												
* – Starter												
Date	Opp. (Result)	DEC	IP	H	R	ER	BB	SO	HR	ERA	NP	
2/11	UAB (W, 4-0)*	W	7.0	3	0	0	1	11	0	0.00	116	
2/13	vs. Ball State (W, 8-0)*	W	6.0	3	0	0	3	9	0	0.00	109	
2/14	vs. Southeast Missouri State (W, 5-2)	W	4.0	0	0	0	4	8	0	0.00	78	
2/19	MISSISSIPPI STATE (L, 2-4)*	L	7.0	6	4	4	6	9	0	1.17	150	
2/20	SIU-EDWARDSVILLE (L, 0-1)*	L	7.0	3	1	0	4	11	0	0.90	126	
2/24	No. 5/5 at LSU (0-5)*	L	6.0	7	5	4	6	11	0	1.51	165	
2/27	WICHITA STATE (L, 0-3)*	L	7.0	5	3	3	2	11	1	1.75	117	
2/28	DARTMOUTH (W, 8-0)*	W	6.0	4	0	0	1	12	0	1.54	101	
3/4	vs. Florida A&M (W, 7-3)*	W	7.0	3	3	3	4	17	0	1.72	136	
3/5	vs. Illinois State (W, 4-3)	SV	1.0	1	0	0	0	1	0	1.69	15	
3/5	No. 1/1 vs. Florida (L, 0-9)*	L	4.0	8	5	5	5	6	2	2.15	130	
3/6	vs. Florida International (L, 2-3)*		4.0	3	2	0	0	2	0	2.02	68	
3/13	No. 5/5 at Louisiana (L, 2-3)*	L	6.0	4	3	3	2	10	2	2.14	117	
3/13	No. 5/5 at Louisiana (L, 6-10)		0.2	2	2	2	2	0	1	2.31	28	
3/16	at Southern Mississippi (W, 5-1)*	W	7.0	4	1	0	2	10	0	2.11	117	
3/19	ULM (W, 8-0)*	W	5.0	1	0	0	1	7	0	1.98	77	
3/20	ULM (W, 8-0)*	W	5.0	0	0	0	0	11	0	1.87	69	
3/22	at UAB (W, 3-1)	SV	2.0	0	0	0	1	3	0	1.83	29	
3/25	at Appalachian State (W, 2-0)*	W	7.0	1	0	0	4	14	0	1.70	122	
3/26	at Appalachian State (W, 6-0)*	W	7.0	0	0	0	1	13	0	1.59	89	
3/30	MCNEESE STATE (L, 1-2)*	L	8.0	5	2	2	1	8	1	1.60	114	
4/2	GEORGIA STATE (W, 7-0)*	W	7.0	3	0	0	0	10	0	1.51	81	
4/3	GEORGIA STATE (W, 5-0)*	W	7.0	4	0	0	1	6	0	1.43	95	
4/9	UTA (W, 6-1)*	W	7.0	3	1	0	1	13	0	1.35	119	
4/10	UTA (W, 7-3)*	W	7.0	7	3	3	0	13	0	1.43	125	
4/16	at Georgia Southern (W, 11-1)*	W	5.0	5	1	1	3	5	1	1.43	95	
4/17	at Georgia Southern (L, 3-5)*	L	6.0	4	5	3	1	12	2	1.51	112	
4/20	No. 4/4 at Alabama (L, 2-4)*		2.0	2	2	2	1	2	1	1.58	31	
4/23	at Texas State (L, 1-3)*	L	6.0	6	3	3	3	10	0	1.66	139	
4/24	at Texas State (L, 0-1)*	L	6.0	2	1	1	1	6	0	1.64	95	
4/26	at Mississippi State (W, 2-1)*	W	7.0	4	1	1	1	3	5	1.61	111	
4/30	KENNESAW STATE (W, 9-0)*	W	5.0	0	0	0	1	11	0	1.57	68	
4/30	KENNESAW STATE (W, 8-6)	W	1.0	1	0	0	0	2	0	1.56	21	
5/7	TROY (W, 6-2)*	W	7.0	5	2	2	1	17	0	1.52	126	
5/8	TROY (W, 7-0)*	W	7.0	2	0	0	0	12	0	1.52	100	
5/12	TEXAS STATE (L, 0-5)*	L	7.0	7	5	5	3	10	0	1.64	156	

5/12	ULM (W, 5-3)	SV	2.0	1	0	0	1	3	0	1.62	33	
5/13	GEORGIA STATE (L, 2-3)*	L	4.0	3	3	2	1	3	1	1.66	65	
Totals		20-12	206.2	122	58	49	71	324	12	1.66	3645	

2015 – Freshman Season												
* – Starter												
Date	Opp. (Result)	DEC	IP	H	R	ER	BB	SO	HR	ERA	NP	
2/6	vs. Liberty (W, 8-0)*	W	5.0	1	0	0	1	6	0	0.00	70	
2/7	vs. Eastern Kentucky (L, 0-1)	L	3.2	1	1	0	1	10	0	0.00	69	
2/7	vs. McNeese State (W, 5-1)	SV	0.2	0	0	0	0	2	0	0.00	9	
2/8	vs. Houston (W, 3-2)*	W	7.0	6	2	1	3	11	0	0.43	144	
2/13	OKLAHOMA STATE (W, 5-4)*		4.0	4	4	3	3	9	2	1.38	92	
2/14	BUTLER (W, 9-4)*	W	4.0	3	4	4	5	8	0	2.30	96	
2/15	EVANSVILLE (W, 10-2)	W	3.0	2	0	0	1	8	0	2.05	55	
2/18	at Nicholls State (W, 7-2)*		5.2	2	2	2	2	8	0	2.12	81	
2/20	CHATTANOOGA (L, 1-3)*	L	5.1	3	3	3	5	9	2	2.37	101	
2/21	BALL STATE (W, 14-6)	SV	1.0	0	0	0	1	1	0	2.31	14	
2/21	SAM HOUSTON STATE (W, 8-0)*	W	5.0	2	0	0	0	15	0	2.05	87	
2/22	JACKSONVILLE (W, 3-2)		4.2	3	1	1	3	10	0	2.00	112	
2/27	vs. Charleston Southern (W, 3-2)*		6.0	2	2	2	4	6	1	2.04	122	
2/28	vs. Tennessee State (W, 6-3)	W	3.1	1	0	0	3	4	0	1.92	70	
3/1	vs. Marshall (W, 5-3)*		4.1	2	3	1	2	8	0	1.90	85	
3/1	at South Carolina (W, 4-1)*	W	4.1	2	3	1	2	8	0	1.88	89	
3/7	No. 7/7 LOUISIANA (L, 2-3)*	L	3.2	2	2	2	5	3	0	1.98	92	
3/7	No. 7/7 LOUISIANA (L, 3-9)*	L	1.1	1	4	4	4	3	0	2.33	48	
3/8	No. 7/7 LOUISIANA (W, 8-5)*	W	4.0	3	3	3	3	6	2	2.49	72	
3/21	APPALACHIAN STATE (W, 3-2)*	W	7.0	7	2	2	4	9	1	2.45	119	
3/28	at Georgia State (W, 8-7)*		2.0	4	5	4	3	1	2	2.72	62	
3/28	at Georgia State (W, 13-11)*		1.0	5	7	7	3	1	1	3.26	43	

2018 JAGUAR CAREER PITCHING CHART

ALEXIS REID’S APPEARANCES

2018 – Junior Season

* – Starter

Date	Opp. (Result)	DEC	IP	H	R	ER	BB	SO	HR	ERA	NP
2/8	Alabama (L, 0-1)		2.1	1	0	0	1	1	0	0.00	41
2/10	Providence (W, 4-3)*	W	7.0	5	3	2	1	2	0	1.50	96
2/11	Butler (W, 6-0)*	W	7.0	0	0	0	2	7	0	0.86	96
2/17	vs. Murray State (L, 1-4)*	L	4.1	4	3	3	1	3	1	1.69	84
2/18	vs. Drake (L, 0-4)*	L	6.0	5	4	2	3	3	1	1.84	105
2/21	Florida State (L, 14, 5 inn.)*	L	2.0	5	8	8	2	2	3	3.66	67
2/23	vs. Minnesota (L, 3-13)		2.2	3	3	3	1	0	1	4.02	41
2/24	vs. Louisville (L, 4-5, 8 inn.)*		5.0	6	3	1	2	3	0	3.66	88
2/24	vs. South Carolina (L, 0-1)*	L	3.0	5	1	1	0	0	0	3.56	40
2/25	vs. Bradley (W, 2-0)*		2.0	1	0	0	2	2	0	3.39	49
2/28	at UAB (W, 2-4)*		3.0	4	2	2	1	3	0	3.47	70
Totals		2-4	44.1	39	27	22	16	26	6	3.47	777

2017 – Sophomore Season

* – Starter

Date	Opp. (Result)	DEC	IP	H	R	ER	BB	SO	HR	ERA	NP
2/10	vs. Akron (W, 2-1)*	W	7.0	6	1	1	0	6	0	1.00	83
2/11	at Stetson (W, 4-0)*	W	7.0	4	0	0	2	3	0	0.50	82
2/17	vs. Georgia State (L, 4-5)*	L	4.0	6	3	3	2	2	0	1.56	87
2/17	at North Florida (L, 6-8)		1.2	4	2	1	0	0	0	1.78	26
2/18	vs. Eastern Illinois (W, 4-0)*	W	7.0	3	0	0	1	6	0	1.31	77
2/24	vs. South Dakota State (W, 8-0)*	W	6.0	3	0	0	0	3	0	1.07	64
2/24	vs. Northern Illinois (L, 2-3)		0.0	1	0	0	0	0	0	1.07	4
2/25	at Lamar (W, 1-0)*	W	7.0	6	0	0	1	3	0	0.88	109
2/26	vs. Alabama A&M (W, 5-1)*	W	7.0	6	1	1	1	4	0	0.90	98
3/2	vs. Boston College (L, 2-4)*	L	8.0	9	4	3	2	0	0	1.15	122
3/3	vs. Mercer (W, 5-4)*		4.0	11	4	3	0	4	0	1.43	76
3/4	vs. South Alabama (L, 1-2)*	L	7.0	5	2	1	4	4	0	1.39	111
3/5	vs. James Madison (L, 0-5)*	L	3.0	7	2	2	1	2	0	1.53	59
3/10	WISCONSIN-GREEN BAY (W, 12-0)*	W	4.0	2	0	0	0	2	0	1.44	47
3/12	IOWA (W, 6-2)*	W	7.0	5	2	1	1	8	1	1.41	112
3/16	KANSAS CITY (W, 5-3)*	W	7.0	8	3	3	2	7	0	1.53	117
3/17	LSU (L, 2-10)*	L	5.0	9	5	4	0	1	1	1.76	84
3/18	TULSA (L, 3-4)*	L	6.1	11	4	3	2	1	1	1.86	107
3/19	OMAHA (W, 12-4)*	W	6.0	9	4	4	0	3	0	2.02	80
3/22	at SIU Edwardsville (L, 1-7)*	L	3.1	5	3	2	0	4	0	2.09	54
3/25	BAYLOR (W, 6-4)*	W	10.0	8	4	3	3	4	1	2.09	158
3/26	BAYLOR (L, 1-5)*	L	6.0	10.0	5	2	2	5	0	2.10	102
3/31	at Oklahoma State (L, 0-1)*	L	6.0	2	1	1	4	6	0	2.06	98
4/1	at Oklahoma State (L, 1-7)*	L	6.0	11	7	6	5	8	1	2.28	138
4/7	at Texas Tech (W, 8-5)*	W	7.0	11	5	5	1	2	0	2.41	117
4/8	at Texas Tech (W, 5-4)*	W	4.1	6	3	3	2	2	1	2.48	89
4/9	at Texas Tech (L, 3-9)*	L	1.1	5	4	3	0	1	1	2.60	37
4/11	WICHITA STATE (L, 0-6)*	L	5.0	6	4	4	5	3	0	2.70	101
4/13	OKLAHOMA (L, 1-4)*	L	7.0	7	4	4	2	6	0	2.76	98
4/14	OKLAHOMA (L, 7-16)*	L	3.1	8	9	9	2	1	2	3.09	71
4/15	OKLAHOMA (L, 2-6)*	L	7.0	10	6	6	1	0	0	3.21	94
4/19	at Nebraska (W, 5-3)*	W	8.0	8	3	3	3	1	1	3.18	135
4/21	NEVADA (L, 4-5)*	L	6.2	8	5	5	5	4	0	3.25	114
4/23	NEVADA (W13-5)		2.0	2	2	2	1	1	1	3.29	40
4/28	TEXAS (L, 0-2)*	L	7.0	5	2	2	4	4	0	3.25	101
5/5	at Iowa State (L, 0-1)*	L	6.1	5	1	1	2	4	0	3.18	88
5/6	at Iowa State (L, 2-3)*	L	6.0	6	3	3	1	4	1	3.19	73
5/7	at Iowa State (L, 2-3)*	L	6.2	5	3	3	3	2	0	3.19	76
Totals		14-20	213.0	243	111	97	65	121	12	3.19	3974

(Stats at Kansas)

2016 – Freshman Season

* – Starter

Date	Opp. (Result)	DEC	IP	H	R	ER	BB	SO	HR	ERA	NP
2/12	vs. North Carolina State (L, 1-3)*	L	3.0	5	3	3	2	4	1	7.00	61
2/13	vs. Coastal Carolina (W, 5-1)		3.0	3	0	0	1	1	0	3.50	45
2/13	vs. UNC Greensboro (L, 3-6)*	L	2.0	1	1	1	2	2	0	3.50	30
2/14	vs. UNC Greensboro (L, 8-12)	L	1.1	5	6	6	2	2	0	7.50	39
2/19	at Fresno State (L, 3-5)*	L	6.0	7	5	5	3	3	1	6.85	95
2/21	vs. UC Riverside (L, 4-5)*		3.0	3	3	3	2	1	0	6.87	62
2/26	at South Florida (L, 5-6)	L	1.2	3	1	1	0	0	0	6.65	29
3/12	NORTHERN IOWA (L, 2-4)		4.2	3	0	0	5	0	0	5.39	78
4/2	at Oklahoma (W, 5-2)*	W	7.0	9	2	0	2	1	0	4.20	121
4/3	at Oklahoma (L, 0-4)		3.2	2	0	0	1	2	0	3.76	52
4/9	NORTH TEXAS (W, 12-2)*	W	5.0	5	2	2	1	6	1	3.64	81
4/16	TEXAS TECH (W, 6-2)*	W	5.0	8	2	2	4	3	0	3.55	99
4/23	at Baylor (L, 2-3)*	L	6.2	9	3	3	1	2	0	3.50	112
4/30	at Texas (W, 9-1)*	W	5.0	7	1	1	1	1	1	3.32	87
5/1	at Texas (L, 0-6)		0.2	3	3	3	2	0	1	3.64	32
5/7	OKLAHOMA STATE (L, 9-11)*		2.1	7	5	5	1	1	0	4.08	44
5/14	IOWA STATE (W, 11-1)*	W	5.0	4	1	1	1	4	0	3.88	67
Totals		5-6	65.0	84	38	36	21	33	4	3.88	1134

(Stats at Kansas)

BAYLIE THORNHILL’S APPEARANCES

2018 – Freshman Season

* – Starter

Date	Opp. (Result)	DEC	IP	H	R	ER	BB	SO	HR	ERA	NP
--		--	--	--	--	--	--	--	--	--	--
Totals		--	--	--	--	--	--	--	--	--	--

MEGAN DUDENHEFER’S APPEARANCES

2018 – Freshman Season

* – Starter

Date	Opp. (Result)	DEC	IP	H	R	ER	BB	SO	HR	ERA	NP
2/21	Florida State (L, 14, 5 inn.)		1.0	5	4	4	1	0	0	28.00	37
Totals		0-0	1.0	5	4	4	1	0	0	28.00	37

BAILEY MURPHY’S APPEARANCES

2018 – Sophomore Season

* – Starter

Date	Opp. (Result)	DEC	IP	H	R	ER	BB	SO	HR	ERA	NP
2/21	Florida State (L, 14, 5 inn.)		2.0	3	2	2	2	1	0	7.00	44
Totals			2.0	3	2	2	2	1	0	7.00	44

2017 – Freshman Season

* – Starter

Date	Opp. (Result)	DEC	IP	H	R	ER	BB	SO	HR	ERA	NP
2/19	JACKSON STATE (W, 11-1, 5 inn.)*		2.0	2	1	0	2	0	0	0.00	32
3/4	vs. Bryant (W, 9-3)		0.1	1	3	2	1	0	0	6.00	22
3/11	at Georgia State (L, 3-11, 5 inn.)		0.1	1	1	1	0	0	1	7.88	10
Totals			2.2	4	5	3	3	0	1	7.88	64

SOUTH ALABAMA SUMMARY

2018

Score by innings	1	2	3	4	5	6	7	8	9	EX	Total
South Alabama	3	10	9	10	5	6	4	0	0	0	47
Opponents	4	8	13	7	13	7	7	1	0	0	60

2018 – Record when team scores:

Runs	0	1	2	3	4	5	6	7	8	9	10+
W-L	0-3	1-2	1-0	2-2	1-1	0-0	2-0	0-0	0-0	0-0	1-0

2018 – Record when opponent scores:

Runs	0	1	2	3	4	5	6	7	8	9	10+
W-L	3-0	2-2	0-0	2-0	1-2	0-1	0-1	0-0	0-0	0-0	0-2

2018 – Record when leading after:

Runs	1	2	3	4	5	6
W-L	1-1	4-1	6-1	6-1	7-1	8-0

2018 – Record when trailing after:

Runs	1	2	3	4	5	6
W-L	0-3	1-2	1-6	1-6	0-6	0-7

2018 – Record when tied after:

Runs	1	2	3	4	5	6
W-L	7-4	3-5	1-0	1-1	1-0	0-0

DOUBLE-DIGIT STRIKEOUT GAMES

CAREER

Rk	Player	Season(s)	Total
1.	Devin Brown	2015-PR	33
2.	Farish Beard	2012-15	21
3.	Beth Pilgrim	2007-10	13
4.	Hannah Campbell	2011-14	10
5.	Linden Jones	2007	6
6.	Morgan Druhan	2010-11	5

SINGLE-SEASON

Rk	Player	Season	Total
1.	Devin Brown	2016	20
2.	Farish Beard	2014	8
3.	Devin Brown	2017	7
4.	Farish Beard	2013	6
	Beth Pilgrim	2010	6
	Linden Jones	2007	6
7.	Devin Brown	2015	5
	Beth Pilgrim	2009	5
9.	Farish Beard	2015	4
	Hannah Campbell	2014	4
	Hannah Campbell	2012	4
--	Devin Brown	2018	1

SINGLE-SEASON – SENIOR

Rk	Player	Season	Total
1.	Beth Pilgrim	2010	6
	Linden Jones	2007	6
3.	Farish Beard	2015	4
	Hannah Campbell	2014	4
--	Devin Brown	2018	1

SINGLE-SEASON – JUNIOR

Rk	Player	Season	Total
1.	Farish Beard	2014	8
2.	Devin Brown	2017	7
3.	Beth Pilgrim	2009	5
4.	Hannah Campbell	2013	2

SINGLE-SEASON – SOPHOMORE

Rk	Player	Season	Total
1.	Devin Brown	2016	20
2.	Farish Beard	2013	6
3.	Hannah Campbell	2012	4
4.	Morgan Druhan	2011	3
5.	Beth Pilgrim	2007	2

SINGLE-SEASON – FRESHMAN

Rk	Player	Season	Total
1.	Devin Brown	2015	5
2.	Farish Beard	2012	3
3.	Morgan Druhan	2010	2

SOUTH ALABAMA'S RECORD WHEN...

	2018	Under Clark
Overall	8-8	390-222-1
Sun Belt Conference	0-0	146-99
Non-Conference (Reg. and Postseason)	8-8	245-123-1
Home Games	1-2	167-78
Away Games	1-1	114-100-1
Neutral Games	6-5	107-44
Day Games	7-6	309-182
Night Games	1-2	80-40-1
Extra Inning Games	0-1	27-20
Shutouts	3-3	138-70
vs. Left-Handed Starters	2-1	45-23
vs. Right-Handed Starters	6-7	344-199-1
1-Run Games	2-3	66-78
2-Run Games	4-0	68-44
5+-Run Games	2-2	167-57
Scoring 0-2 Runs	2-5	54-161
Scoring 3-5 Runs	3-3	125-50
Scoring 6-9 Runs	2-0	152-11-1
Scoring 10+ Runs	1-0	58-0
Allowing 0-2 Runs	5-2	301-53
Allowing 3-5 Runs	3-3	77-89
Allowing 6-9 Runs	0-1	10-63-1
Allowing 10+ Runs	0-2	1-17
South Alabama Scores in 1st Inning	1-2	125-42
Opponent Scores in 1st Inning	0-3	71-83-1
South Alabama Scores First	6-2	299-56
Opponent Scores First	2-6	90-166-1
Leading After 4 Innings	6-1	300-29
Trailing After 4 Innings	1-6	38-150-1
Tied After 4 Innings	1-1	51-43
Leading After 5 Innings	7-1	258-21
Trailing After 5 Innings	0-6	31-158
Tied After 5 Innings	1-0	35-31-1
Leading After 6 Innings	8-0	251-10
Trailing After 6 Innings	0-7	21-170
Tied After 6 Innings	0-0	28-27
South Alabama Hits 0 Home Runs	5-7	182-174
South Alabama Hits 1 Home Run	3-1	137-40-1
South Alabama Hits 2+ Home Runs	0-0	70-8
Opponent Hits 0 Home Runs	8-4	303-98
Opponent Hits 1 Home Run	0-2	70-70-1
Opponent Hits 2+ Home Runs	0-2	16-54
South Alabama Makes 0 Errors	1-2	170-65
South Alabama Makes 1 Error	5-3	149-75
South Alabama Makes 2+ Errors	2-3	70-82-1
Opponent Makes 0 Errors	3-3	94-94
Opponent Makes 1 Error	2-2	134-74
Opponent Makes 2+ Errors	3-3	161-54-1
Out-Hit Opponent	6-1	306-47
Out-Hit By Opponent	0-6	57-153-1
Hits Are Tied	2-1	26-22

2018 SOUTH ALABAMA HOME RUN TRACKER

NO.	PLAYER (HR NUMBER)	OPPONENT (DATE)	PITCHER	ON-BASE	INNING	OUTS	COUNT	SCORE	FINAL
1	Brittani Reid (1)*	Murray State (2/18/18)	Olivia Suski	0	5	0	0-0	1-0	W, 3-1
2	Abby Krzywiecki (1)	Florida State - Gm 1 (2/21/18)	Kylee Hanson	0	4	1	3-2	2-0	W, 3-1
3	Abby Krzywiecki (2)*	Minnesota	Amber Fiser	0	2	0	3-2	0-1	L, 3-13
4	Brittani Reid (2)*	UAB	Emily Kachel	0	6	0	3-2	4-2	6-4

Bold represents game-tying or go-ahead home run

* – Leadoff

HOME RUN BREAKDOWN				
Total	4	COUNT		INNING
		0-0 Count	1	1st Inning
		0-1 Count	0	2nd Inning
SITE		0-2 Count	0	3rd Inning
Home	1	1-0 Count	0	4th Inning
Away	1	1-1 Count	0	5th Inning
Neutral	2	1-2 Count	0	6th Inning
		2-0 Count	0	7th Inning
HR TYPE		2-1 Count	0	Extra Innings
Solo	4	2-2 Count	0	
2-Run	0	3-0 Count	0	MISCELLANEOUS
3- Run	0	3-1 Count	0	to Left Field
Grand Slam	0	3-2 Count	3	to Left Center Field
				to Center Field
NUMBER OF OUTS		CLASS		to Right Center Field
0 Outs	4	Freshmen	0	to Right Field
1 Outs	0	Sophomores	4	Inside the Park
2 Outs	0	Juniors	0	Leadoff
		Seniors	0	
				GAME TYPE
				Non-Conference
				Sun Belt Regular Season
				Sun Belt Tournament
				NCAA Tournament
				GAME RESULT
				Wins
				Losses

SOUTH ALABAMA SOFTBALL CAREER HOME RUNS

(EI) extra-inning home run | (GS) grand slam | (IP) inside the park home run | (LO) leadoff home run | (PH) pinch-hit home run | (WO) walk-off home run

SAVANNA MAYO

No.	Opponent	Date	Pitcher	RBI
7	at Troy	5/7/17	Claire Graves	(LO) 1
6	at ULM	4/23/17	Jesse Watts	(LO) 1
5	at ULM	4/23/17	Melanie Coyne	1
4	vs. Bryant	3/3/17	Brandi Burgin	1
3	Alabama State	2/12/17	Justine Jean	(LO / WO) 1
2	Bowling Green	2/26/16	Braiden Dillow	1
1	vs. Central Arkansas	2/13/16	Shivaun Landeros	(LO) 1

Home HRs: 2
Road HRs: 3
Neutral Site HRs: 2

0-Out HRs: 4
1-Out HRs: 3
2-Out HRs: 0

DAYLA GULLEDGE

No.	Opponent	Date	Pitcher	RBI
5	at ULM (Gm 1)	4/22/17	Melanie Coyne	(PH) 3
4	at UTA	4/15/17	Sam Clakley	(PH) 3
3	Troy (Gm 1)	5/7/16	Claire Graves	(LO) 1
2	Kennesaw State (Gm 1)	4/30/16	Monica Vickery	(GS) 4
1	at Alabama	4/20/16	Sydney Littlejohn	1

Home HRs: 2
Road HRs: 3
Neutral Site HRs: 0

0-Out HRs: 1
1-Out HRs: 1
2-Out HRs: 3

KRISTIAN FOSTER

No.	Opponent	Date	Pitcher	RBI
4	at ULM	4/23/17	Melanie Coyne	(LO) 1
3	Appalachian State (Gm 2)	4/1/17	Kenzie Longanecker	(LO) 1
2	Butler	2/17/17	Gabbi Schnaiter	1
1	vs. Marshall	3/11/15	Jordan Dixon	2

Home HRs: 1
Road HRs: 2
Neutral Site HRs: 1

0-Out HRs: 2
1-Out HRs: 1
2-Out HRs: 1

ABBY KRZYWIECKI

No.	Opponent	Date	Pitcher	RBI
4	vs. Minnesota	2/23/18	Amber Fiser	(LO) 1
3	Florida State (Gm 1)	2/21/18	Kylee Hanson	1
2	Louisiana (Gm 2)	3/25/17	Alex Stewart	1
1	Houston Baptist	2/11/17	Shae Bibby	1

Home HRs: 3
Road HRs: 0
Neutral Site HRs: 1

0-Out HRs: 2
1-Out HRs: 1
2-Out HRs: 1

KATELYN GRUICH

No.	Opponent	Date	Pitcher	RBI
3	Georgia Southern (Gm 1)	4/29/17	Amanda Chambers	3
2	at ULM	4/23/17	Paige Porter	(GS) 4
1	at ULM (Gm 1)	4/22/17	Melanie Coyne	1

Home HRs: 1
Road HRs: 2
Neutral Site HRs: 0

0-Out HRs: 0
1-Out HRs: 1
2-Out HRs: 2

BRITTANI REID

No.	Opponent	Date	Pitcher	RBI
4	at UAB	2/28/18	Emily Kachel	(LO) 1
3	vs. Murray State	2/18/18	Olivia Suski	(LO) 1
2	vs. Akron	2/12/17	Nicole Best	3
1	vs. Savannah State	2/11/17	Chelsea Malom	(PH) 3

Home HRs: 0
Road HRs: 1
Neutral Site HRs: 3

0-Out HRs: 3
1-Out HRs: 1
2-Out HRs: 0

HALEIGH LOWE

No.	Opponent	Date	Pitcher	RBI
2	vs. Ball State	2/13/16	Nicole Steinbech	(LO) 1
1	Appalachian State	3/22/15	Vanessa Ciocatto	3

Home HRs: 1
Road HRs: 0
Neutral Site HRs: 1

0-Out HRs: 1
1-Out HRs: 0
2-Out HRs: 1

MORGAN LUTTICKEN

No.	Opponent	Date	Pitcher	RBI
1	Louisiana (Gm 1)	3/25/17	Alyssa Denham	(PH) 2

Home HRs: 1
Road HRs: 0
Neutral Site HRs: 0

0-Out HRs: 1
1-Out HRs: 0
2-Out HRs: 0

KALEIGH TODD

No.	Opponent	Date	Pitcher	RBI
1	at ULM (Gm 2)	4/22/17	Paige Porter	(IP / EI) 1

Home HRs: 0
Road HRs: 1
Neutral Site HRs: 0

0-Out HRs: 0
1-Out HRs: 1
2-Out HRs: 0

GRAND SLAMS AND MISCELLANEOUS STREAKS

ALL-TIME GRAND SLAMS

#	Player	Opponent	Date
1	Katie McGuire	Southeastern Louisiana	2/20/07
2	Tara Donaldson	ULM	4/6/07
3	Jenny Stevens	ULM	4/6/07
4	Kalin Lassiter	Jacksonville State	3/19/09
5	Christin Crocker	Middle Tennessee	3/21/09
6	Christin Crocker	Southeastern Louisiana	3/30/11
7	Brittany Fowler	Lipscomb	2/12/12
8	Britany Campbell	Southeastern Louisiana	3/7/12
9	Haley Hopkins	Florida International	4/29/12
10	Brittany Fowler	Louisiana	3/16/13
11	Julie Moss	Florida International	3/24/13
12	Britany Campbell	North Texas	4/13/13
13	Alex Breeden	ULM	4/20/13
14	Dayla Gullede	Kennesaw State	4/30/16
15	Haleigh Lane	Troy	5/8/16
16	Katelyn Gruich	ULM	4/23/17

TOP 10 HITTING STREAKS

Games	Player	Season
15	Evelyne Pare	2008
15	Blair Johnson	2015
15	Haleigh Lane	2016
15	Emily Messer	2016
14	Evelyne Pare	2007
12	Brittany Fowler	2011
12	Chloe Rathburn	2015
11	Haley Fagan	2013
11	Jenny Stevens	2011
11	Tara Donaldson	2007
11	Tara Donaldson	2009

CAREER GRAND SLAMS

Number	Player
2	Brittany Fowler
2	Britany Campbell
2	Christin Crocker
1	Katie McGuire
1	Tara Donaldson
1	Jenny Stevens
1	Kalin Lassiter
1	Haley Hopkins
1	Julie Moss
1	Alex Breeden
1	Dayla Gullede
1	Haleigh Lane
1	Katelyn Gruich

TOP 20 REACHED BASE STREAKS

Games	Player	Season(s)
34	Brittany Fowler	2012-13
27	Brittany Fowler	2013
26	Emily Messer	2016
23	Brittany Fowler	2011
21	Chloe Rathburn	2014
20	Tara Donaldson	2009
19	Emily Messer	2015-16
19	Stephanie Pilkington	2015
19	Stephanie Pilkington	2015
19	Meghan Collins	2012
19	Jenny Stevens	2011
18	Chloe Rathburn	2015
18	Chloe Rathburn	2015
18	Evelyne Pare	2007
17	Kaleigh Todd	2016
17	Kaleigh Todd	2017
17	Haleigh Lowe	2016
17	Haleigh Lane	2016
17	Haley Fagan	2013
16	Amanda Minahan	2015
16	Meghan Collins	2013
16	Kristen Hayes	2007

TOP-10 LONGEST WINNING STREAKS

#	Started	Last Win in Streak
17	4/4/13 – vs. Florida Atlantic (11-0)	5/17/13 – vs. Mississippi Valley State (10-0)
15	2/20/11 – vs. Southeastern Louisiana (7-1)	3/12/11 – ULM (5-2)
13	3/8/14 – vs. Illinois (5-3)	3/30/14 – vs. ULM (7-0)
12	2/8/13 – vs. Tennessee State (9-1)	2/23/13 – vs. Delaware (1-0)
11	3/28/15 – at Georgia State (8-7)	4/15/15 – at Mississippi State (3-2)
9	2/15/14 – at LSU (2-1)	3/1/14 – vs. Texas-San Antonio (3-0)
9	4/28/12 – vs. Florida International (2-0)	5/18/12 – vs. Georgia Tech (4-3)
8	2/17/17 – vs. Butler (2-0)	2/25/17 – vs. Stephen F. Austin (3-0)
8	4/2/16 – vs. Georgia State (7-0)	4/16/16 – at Georgia Southern (14-0)
8	3/16/16 – at Southern Mississippi (5-1)	3/26/16 – at Appalachian State (6-0)
7	2/2/15 – vs. Ball State (14-6)	3/1/15 – at South Carolina (4-1)
7	3/1/13 – vs. Murray State (1-0)	3/8/13 – vs. Idaho State (2-1)
7	3/3/12 – vs. Purdue (7-5)	3/14/12 – at UAB (1-0)

SOUTH ALABAMA GAME RECORDS

INDIVIDUAL

AT BATS

5 Several times, last by Haleigh Lowe and Brittani Reid at UAB, 2/28/18

RUNS SCORED

4 Several times, last by Jenny Stevens vs. Western Kentucky, 3/19/11

HITS

5 2x, last by Emily Messer vs. Southern Mississippi, 2/21/16

RUNS BATTED IN

6 2x, last by Kaitlyn Griffith vs. Ball State, 2/21/15

DOUBLES

2 Several times, last by Haleigh Lane, vs Alabama State, 2/12/17

TRIPLES

2 Kaleigh Todd, vs Purdue, 3/5/17

HOME RUNS

2 Several times, last by Samantha Mayo at ULM, 4/23/17

WALKS

3 Several times, last by Haleigh Lowe vs. Coastal Carolina, 3/19/17

STOLEN BASES

3 Several times, last by Kaleigh Todd vs. Bryant, 3/4/17

SACRIFICE HITS

3 Julie Moss vs. Ohio State, 2/18/11

INNINGS PITCHED

10.0 Beth Pilgrim, twice, last vs. Middle Tennessee, 3/27/10

STRIKEOUTS

20 Beth Pilgrim vs. Middle Tennessee, 3/27/10

TEAM

AT BATS

43 at UAB, 2/19/14

RUNS SCORED

18 vs. Evansville, 2/19/11

HITS

19 at Middle Tennessee, 4/6/13

RUNS BATTED IN

16 4x, last vs. Southeastern Louisiana, 3/7/12

DOUBLES

5 5x, last vs. Dartmouth, 2/28/16

TRIPLES

3 vs. Nicholls State, 3/6/13

HOME RUNS

7 vs. Alabama State, 2/12/11

WALKS

10 2x, last vs. Illinois, 2/10/18

STOLEN BASES

7 vs. Lehigh, 2/22/14

MOST RUNNERS LEFT ON BASE (ALL GAMES)

16 at Appalachian State, 3/26/16 (W, 6-0)

16 vs. Georgia Tech, 5/18/12 (W, 4-3) – NCAA Regional – Tuscaloosa, Ala.

MOST RUNNERS LEFT ON BASE (WHEN SHUT OUT)

12 at Troy, 5/2/09 (L, 0-6)

STRIKEOUTS

20 vs. Middle Tennessee, 3/27/10

HITS ALLOWED

14 3x, last at Georgia State, 3/28/12

RUNS ALLOWED

20 vs. Arizona State, 2/27/09

EARNED RUNS ALLOWED

16 vs. Arizona State, 2/27/09

HOME RUNS ALLOWED

5 Several times, last vs. Louisiana, 5/8/15

MOST RUNS SCORED IN AN INNING

14 vs. Evansville, 2/19/11 in the 4th inning (W, 18-0, 5 inn.)

MOST RUNS ALLOWED IN AN INNING

13 at Arizona State, 2/27/09 in the 5th inning (L, 5-20, 5 inn.)

SOUTH ALABAMA MISCELLANEOUS RECORDS

LONGEST WIN STREAK

17 games 2013, 4/4-5/17

SINGLE-SEASON WINS

48 2013

LONGEST LOSING STREAK

5 games Last in 2017, 4/8-4/14

LONGEST GAME

11 innings vs. UAB – 2/19/2014; W, 2-1
vs. Troy – 5/8/10; W, 3-2

LONGEST HIT STREAK

57 games in 2013, 2/7-5/19

NO-HITTERS (17)

Linden Jones vs. Middle Tennessee, 3/24/07
Beth Pilgrim vs. Bethune-Cookman, 2/24/08
Beth Pilgrim vs. Saint Louis, 3/12/09
Morgan Druhan vs. Alabama A&M, 2/11/11
Hannah Campbell vs. Middle Tennessee, 4/2/11
Hannah Campbell vs. UC-Santa Barbara, 3/8/13
Farish Beard vs. Troy, 4/24/13
Hannah Campbell vs. Louisiana, 5/9/13
Hannah Campbell vs. Mississippi Valley State, 5/17/13
Farish Beard vs. Texas-San Antonio, 3/1/14
Hannah Campbell vs. Nicholls State, 3/12/14
Farish Beard vs. Georgia Southern, 4/11/15
Devin Brown vs. ULM, 3/20/16
Devin Brown vs. Appalachian State, 3/26/16
Devin Brown vs. Kennesaw State, 4/30/16
Devin Brown vs. Tennessee Tech, 2/24/17
Alexis Reid vs. Butler, 2/11/18

PERFECT GAMES (3)

Hannah Campbell vs. Mississippi Valley State, 5/17/13
Hannah Campbell vs. Nicholls State, 3/12/14
Devin Brown vs. ULM, 3/20/16

BIGGEST COMEBACKS BY SOUTH ALABAMA IN A WIN

6 vs. ULM – 4/10/10 W, 7-6
USA trailed 6-0 heading into the bottom of the 3rd inning
4 vs. Murray State – 3/2/13 W, 8-6
USA trailed 6-2 heading into the top of the 5th inning
4 at ULM – 4/6/07 W, 8-5 (8)
USA trailed 5-1 heading into the top of the 7th inning
4 vs. Southern Mississippi – 3/26/07 W, 9-8
USA trailed 8-4 heading into the bottom of the 7th inning

BIGGEST COMEBACKS BY A SOUTH ALABAMA OPPONENT IN A LOSS

5 vs. Purdue – 2/9/08 L, 6-7
USA led 5-0 after the top of the 3rd inning
4 at Louisiana – 3/13/16 L, 6-10
USA led 6-2 heading into the bottom of the 6th inning
4 at North Texas – 3/15/08 L, 5-6 (9)
USA led 5-1 after the top of the 2nd inning
4 at Nicholls State – 4/2/08 L, 4-5
USA led 4-0 after the top of the 5th inning

SCORED FOUR OR MORE RUNS IN BACK-TO-BACK INNINGS

vs. Jackson State – 2/19/17
USA scored 4 runs in the 1st inning and 4 runs in the 2nd inning W, 11-1 (5)
vs. Austin Peay – 2/9/14 W, 12-0 (5)
USA scored 6 runs in the 3rd inning and 4 runs in the 4th inning
vs. Alabama A&M – 2/11/11 W, 15-0 (5)
USA scored 4 runs in the 1st inning and 6 runs in the 2nd inning
vs. Alabama A&M – 4/17/07 W, 17-0 (5)
USA scored 9 runs in the 2nd inning and 5 runs in the 3rd inning
vs. Belmont – 2/17/07 W, 12-0 (5)
USA scored 6 runs in the 2nd inning and 5 runs in the 3rd inning

ALLOWED FOUR OR MORE RUNS IN BACK-TO-BACK INNINGS

Florida State – 2/21/18 L, 1-14 (5)
Dartmouth scored 7 runs in the 2nd inning and 4 runs in the 3rd inning
Dartmouth – 2/27/16 L, 7-12
Dartmouth scored 5 runs in the 4th inning and 4 runs in the 5th inning
ULM – 3/13/11 L, 3-11 (5)
ULM scored 4 runs in the 1st inning and 4 runs in the 2nd inning
LSU – 3/5/10 L, 0-11 (5)
LSU scored 4 runs in the 2nd inning and 4 runs in the 3rd inning
Florida – 2/14/09 L, 0-13 (5)
UF scored 6 runs in the 4th inning and 4 runs in the 5th inning

THE LAST TIME (INDIVIDUAL)...

HITTING

Had 3 Hits in a Game:

USA: Brittani Reid, at UAB (2/28/18)

OPP: MaKenna Partain and Danielle Parich, Minnesota (2/23/18)

Had 4+ Hits in a Game:

USA: (4) Kristian Foster, vs. Murray State (2/18/17)

OPP: (4) Kristi Merritt, Florida (3/5/16)

Scored 3 runs in a Game:

USA: (3) Brittani Reid, at UAB (2/28/18)

OPP: (3) MaKenna Partain, Minnesota (2/23/18)

Scored 4+ in a Game:

USA: (4) Jenny Stevens, vs. Western Kentucky (3/19/11)

OPP: (4) Haley Hayden, Louisiana (3/7/15)

Had 3 RBI in a Game:

USA: Megan Harris, vs. Illinois (2/10/18)

OPP: MaKenna Partain and Kendyl Lindaman, Minnesota (2/23/18)

Had 4 RBI in a Game:

USA: Katelyn Gruich, at ULM (4/23/17)

OPP: Danielle Parich, Minnesota (2/23/18)

Had 5 RBI in a Game:

USA: Amanda Minahan, vs. Troy (3/29/17)

OPP: Jessie Warren, Florida State (2/21/18)

Had 6+ RBI in a Game:

USA: (6) Kaitlyn Griffith vs. Ball State (2/21/15)

OPP: (6) Amanda Barrs, Samford (2/14/10)

Hit 2+ Doubles in a Game:

USA: (2) Haleigh Lane, vs. Alabama State (2/12/17)

OPP: (2) Meredith McLendon, Georgia Southern (4/29/17)

Hit a Triple in a Game:

USA: Brittani Reid, at UAB (2/28/18)

OPP: Hunter Hogan, ULM (4/22/17)

Hit 2 or More Triples in a Game:

USA: (2) Kaleigh Todd, vs. Purdue (3/5/17)

OPP: (2) Ashley Hall, Purdue (2/9/08)

Hit 2 or More Home Runs in a Game:

USA: (2) Savanna Mayo, at ULM (4/23/17)

OPP: (2) Jessie Warren, Florida State (2/21/18)

Had 2 or More Players with 2 or More Home Runs in a Game:

USA: (2) Jenny Stevens and (2) Christin Crocker, vs. Alabama State (2/12/11)

OPP: None

Had a Walk-Off Hit (Run-Rule Game):

USA: Savanna Mayo, vs. Alabama State (2/12/17) – HR in the Bot-5th

OPP: Brianna Love, ULM (3/13/11) – 2-Run HR in the Bot-5th

Had a Walk-Off Hit (7 inn. or More):

USA: Kristian Foster, vs. Kansas (3/3/17) – RBI Single in the Bot-8th

OPP: Shelbi Sikes, UTA (4/14/17) – Solo HR in the Bot-8th

Had a Walk-Off Home Run (Run-Rule or 7 inn. or More Game):

USA: Kristian Foster, vs. Kansas (3/3/17) – RBI Single in the Bot-8th

OPP: Shelbi Sikes, UTA (4/14/17) – Solo HR in the Bot-8th

Hit a Two-Run Home Run:

USA: Amanda Minahan, at UTA (4/14/17)

OPP: Kendyl Lindaman, Minnesota (2/23/18)

Hit a Three-Run Home Run:

USA: Katelyn Gruich, vs. Georgia Southern (4/29/17)

OPP: Amanda Doyle, LSU (4/25/17)

Hit a Grand Slam:

USA: Katelyn Gruich, at ULM (4/23/17)

OPP: Jessie Warren, Florida State (2/21/18)

Hit a Inside-the-Park Home Run:

USA: Kaleigh Todd, at ULM (4/22/17)

OPP: Ariel Ortiz, Texas State (4/8/17)

Hit Back-to-Back Home Runs:

USA: Katelyn Gruich and Savanna Mayo, at ULM (4/23/17) – 1st inn. w/ 1 out

OPP: Aleah Craighton and Lexie Comeaux, Louisiana (5/11/17) – 1st inn. w/ 2 out

Hit for Cycle in a Game:

USA: Never – USA individual has been one hit away on six occasions

OPP: Never

Stole 3+ Bases in a Game:

USA: (3) Kamdyn Kvistad, at UAB (2/28/18)

OPP: (3) Rochelle Roberts, ULM (3/15/15)

Drew 3 Walks in a Game:

USA: (3) Kristian Foster, vs. Texas State (4/8/17)

OPP: (3) Cali Harrod, Florida State (2/21/18)

Drew 4+ Walks in a Game:

USA: None

OPP: (4) Jenny Welch, Florida International (4/25/10)

PITCHING

Threw a no-hitter:

USA: Alexis Reid, vs. Butler (2/11/18)

OPP: Megan Good, James Madison (3/3/17)

Threw a perfect game:

USA: Devin Brown, vs. ULM (3/20/16)

OPP: None

Threw a complete-game shutout (individual):

USA: Devin Brown, vs. North Florida (2/11/18)

OPP: Cayla Drotar (2/24/18)

Threw a complete-game shutout (combined):

USA: Devin Brown (5.0) and Alexis Reid (2.0), vs. Bradley (2/25/18)

OPP: Nicole Newman (5.0) and Kailee Smith (2.0), Drake (2/18/18)

Recorded 10 or more strikeouts:

USA: (11) Devin Brown, vs. North Florida (2/11/18)

OPP: (13) Alex Stewart, Louisiana (5/11/17)

Recorded 15 or more strikeouts:

USA: (15) Devin Brown, vs. Tennessee Tech (2/24/17)

OPP: (15) Alexis Osorio, Alabama (2/15/17)

Recorded 20 or more strikeouts:

USA: (20) Beth Pilgrim, vs. Middle Tennessee (3/27/10)

OPP: None

Gave up 10 or more hits:

USA: (11) Chandler Sparkman, at ULM (4/23/17)

OPP: (11) Brandi Burgin, Bryant (3/5/17)

FIELDING

Recorded 10 or more putouts:

USA: (13) Abby Krzywiecki, vs. Minnesota (2/23/18)

OPP: (10) Kyra Snyder, Louisville (2/24/18)

Recorded 15 or more putouts:

USA: (15) Aly Smith, vs. Tennessee Tech (2/24/17)

OPP: (15) Reagan Dykes, Alabama (2/15/17)

Recorded 5 or more assists:

USA: (6) Kristian Foster, vs. South Carolina (2/24/18)

OPP: (5), Sydney Sherrill, Florida State (2/21/18)

THE LAST TIME (TEAM)...

SOUTH ALABAMA

Was ranked:	T-23rd – Final 2013 USAToday/FastPitch Coaches Association Top 25 Poll
Received votes in a national poll:	3/14/17 – Received votes in both the USAToday/NFCA and ESPN.com/USA Softball Top 25 Polls
Played a ranked team:	L, 0-1 vs. No. T24/RV South Carolina – 2/24/18
Defeated a ranked team:	W, 3-1 vs. No. 9/7 Florida State – 2/21/18
Lost to a ranked team:	L, 0-1 vs. No. T24/RV South Carolina – 2/24/18
Won series vs. ranked team:	vs. No. 22/25 Louisiana – 3/16 – 17/13 [Won 2-of-3]
Played an 8-inning game:	vs. Louisville – 2/24/18 – L, 4-5
Played a 9-inning game:	at ULM – 4/22/17 – W, 8-5
Played a 10-inning game:	at North Texas – 4/21/12 – W, 3-1
Played an 11+-inning game:	at UAB – 2/19/14 – W, 2-1
Won 10+ straight:	11/22/03 – 1/17/04 (14)
Won 15+ straight:	1/07/87 – 2/18-87 (16)
Lost 5+ straight (season):	4/8/17 – 4/14/17 (5)
Lost 10+ straight (season):	12/06/14 – 1/22/15 (13)
USA was no-hit and won:	vs. ULM – 3/29/14 (USA, 2-0)

SOUTH ALABAMA

Won an extra-inning game:	vs. ULM – 5/11/17 – W, 3-2 [8 inn.]	OPPONENT Louisville – 2/24/18 – W, 5-4 [8 inn.]
Won a run-rule game:	vs. Troy (3/29/17) – W, 8-0 [5 inn.]	Florida State – 2/21/18 – W, 14-1 [5 inn.]
Overcame a 4-run deficit to win:	(4) vs. Murray State – 3/2/13	(4) at Louisiana – 3/13/16
Overcame a 5+-run deficit to win:	(6) vs. ULM – 4/10/10	(5) vs. Purdue – 2/9/08

HITTING

Scored 8 runs in an inning:	vs. North Texas – 4/13/13	Louisiana – 3/13/16
Scored 9 runs in an inning:	vs. Alabama A&M – 4/17/07	Louisiana – 4/9/11
Scored 10 or more runs in an inning:	(12) vs. Central Arkansas – 2/13/16	(10) Louisiana – 4/9/11
Scored 4+ runs in back-to-back innings:	vs. Austin Peay – 2/9/14	Florida State – 2/21/18
Consecutive games with at least one run:	8 straight game	1 straight games
Had 10 or more hits in a game:	(11) at UAB – 2/28/18	(12) Minnesota – 2/23/18
Had 15 or more hits in a game:	(18) at UTA – 4/4/15	(18) Louisiana – 4/12/08
Had 20 or more hits in a game:	(20) vs. Alabama A&M – 4/17/07	N/A
Consecutive games with at least one hit:	55 straight game	12 straight games
Hit 3 HR in a game:	vs. Texas State – 4/5/14	Florida State – 2/21/18
Hit 4 HR in a game:	at ULM – 4/23/17	Southeastern Louisiana – 4/18/12
Hit 5 HR in a game:	vs. ULM – 4/20/13	Louisiana – 5/8/15
Hit 6+ HR in a game:	at Georgia State – 3/28/15	None
HR in consecutive games:	(2) – 2/18/18-2/21/18 (Murray State, Florida State - Gm 1)	N/A
Scored 10 runs:	vs. Illinois – 2/10/18	Louisiana – 3/13/16
Scored 11 runs:	vs. Jackson State – 2/19/17	Georgia State – 3/11/17
Scored 12 runs:	vs. Central Arkansas – 2/13/16	Dartmouth – 2/27/16
Scored 13 runs:	at Georgia State – 3/28/15	Minnesota – 2/23/18
Scored 14 runs:	at Georgia Southern – 4/16/16	Florida State – 2/21/18
Scored 15+ runs:	(15) vs. Lehigh – 2/22/14	(20) Arizona State – 2/27/09
Stole 4 bases in a game:	vs. Southeast Missouri State – 2/14/16	Minnesota – 2/23/18
Stole 5 or more bases in a game:	(7) vs. Lehigh – 2/22/14	(5) LSU – 2/24/16

PITCHING

Had 10 or more strikeouts in a game:	(11) vs. North Florida – 2/11/18	(10) Florida State – 2/21/18
Had 15 or more strikeouts in a game:	(15) vs. Tennessee Tech – 2/24/17	(15) Alabama – 2/15/17
Had 20 or more strikeouts in a game:	(20) vs. Middle Tennessee – 3/27/10	N/A
Walked 5 batters in a game:	at UAB – 2/28/18	Mississippi State – 2/17/18
Walked 6 or more batters in a game:	(6) Minnesota – 2/23/18	(6) UAB – 2/28/18
Threw a shutout:	vs. Bradley – 2/25/18	Louisville – 2/24/18
Threw a no-hitter:	vs. Butler – 2/11/18 (Games since – 8)	James Madison – 3/3/17 (Games since – 42)
Threw a perfect game:	vs. ULM – 3/20/16 (Games since – 87)	N/A (Games since – 609)
Allowed 2 HRs in a game:	vs. Minnesota – 2/23/18	ULM – 4/22/17
Allowed 3 or more HRs in a game:	vs. Florida State (3) – 2/21/18	ULM (4) – 4/23/17

FIELDING

Committed 3 errors:	vs. Illinois – 2/10/18	Louisville – 2/28/18
Committed 4+ errors	(4) vs. Georgia State – 4/2/16	(5) Illinois – 2/11/18

2018 SOUTH ALABAMA PITCHING

Date	Opponent	ip	h	r	er	bb	so	2b	3b	hr	wp	bk	hbp	dp	ibb	score	w-l	sv	era
Feb. 8	ALABAMA	7.0	3	1	1	6	7	1	0	0	0	0	2	0	2	0-1	0-1	0	1.00
Feb. 10	vs. Providence	7.0	5	3	2	1	2	0	1	0	0	0	2	0	0	4-3	1-1	0	1.50
Feb. 10	vs. Illinois	7.0	9	3	1	0	3	3	0	0	0	0	0	0	0	10-3	2-1	0	1.33
Feb. 11	vs. Butler	7.0	0	0	0	2	7	0	0	0	0	0	1	0	0	6-0	3-1	0	1.00
Feb. 11	vs. North Florida	7.0	4	0	0	0	11	0	0	0	0	0	1	0	0	1-0	4-1	0	0.80
Feb. 17	vs. Murray State	6.0	6	4	4	1	6	1	0	1	2	0	0	0	0	1-4	4-2	0	1.37
Feb. 17	at Mississippi State	6.0	9	6	6	2	6	3	1	0	0	0	2	0	1	3-6	4-3	0	2.09
Feb. 18	vs. Drake	6.0	5	4	2	3	3	2	0	1	0	0	1	0	0	0-4	4-4	0	2.11
Feb. 18	vs. Murray State	7.0	3	1	0	0	8	1	0	0	0	0	1	1	0	3-1	5-4	0	1.87
Feb. 21	FLORIDA STATE	7.0	4	1	0	5	9	0	0	0	1	0	0	0	0	3-1	6-4	0	1.67
Feb. 21	FLORIDA STATE	5.0	13	14	14	5	3	3	0	3	3	0	2	0	0	1-14	6-5	0	2.92
Feb. 23	vs. Minnesota	7.0	12	13	12	6	1	1	0	2	1	0	1	0	0	3-13	6-6	0	3.72
Feb. 24	vs. Louisville	7.1	8	5	2	3	4	0	0	0	1	0	2	0	0	4-5	6-7	0	3.57
Feb. 24	vs. South Carolina	7.0	6	1	1	3	1	1	0	0	0	0	1	1	0	0-1	6-8	0	3.38
Feb. 25	vs. Bradley	7.0	2	0	0	3	5	1	0	0	0	0	1	0	0	2-0	7-8	0	3.14
Feb. 28	at UAB	7.0	7	4	3	5	6	4	0	0	0	0	0	0	0	6-4	8-8	0	3.13
Mar. 2	vs. Charleston Southern																		
Mar. 2	vs. Toledo																		
Mar. 3	at Tennessee																		
Mar. 3	vs. TBD																		
Mar. 4	vs. TBD																		
Mar. 7	at Southern Mississippi																		
Mar. 10	UTA*																		
Mar. 10	UTA*																		
Mar. 11	UTA*																		
Mar. 14	WESTERN KENTUCKY																		
Mar. 17	at Georgia Southern*																		
Mar. 17	at Georgia Southern*																		
Mar. 18	at Georgia Southern*																		
Mar. 24	GEORGIA STATE*																		
Mar. 24	GEORGIA STATE*																		
Mar. 25	GEORGIA STATE*																		
Mar. 28	at McNeese State																		
Mar. 30	at Louisiana*																		
Mar. 30	at Louisiana*																		
Mar. 31	at Louisiana*																		
April 3	SOUTHERN MISSISSIPPI																		
April 7	at Texas State*																		
April 7	at Texas State*																		
April 8	at Texas State*																		
April 11	SOUTHERN																		
April 14	ULM*																		
April 14	ULM*																		
April 15	ULM*																		
April 18	at Troy*																		
April 21	APPALACHIAN STATE*																		
April 21	APPALACHIAN STATE*																		
April 22	APPALACHIAN STATE*																		
April 24	at LSU																		
April 28	at Coastal Carolina*																		
April 28	at Coastal Carolina*																		
April 29	at Coastal Carolina*																		
May 6	TROY*																		
May 6	TROY*																		
Totals		107.1	96	60	48	45	83	22	2	7	8	0	17	2	3	47-60	8-8	0	3.13

SOUTH ALABAMA PITCHING BY MONTH

Month	G/CG	W-L-S	ERA	INN	H	R	ER	2B	3B	HR	K	BB	OPP_AVG
February	16/8	8-8-0	3.13	107.1	96	60	48	22	2	7	82	45	.229
March	--/--	0-0	--	0	0	0	0	0	0	0	0	0	.000
April	--/--	0-0	--	0	0	0	0	0	0	0	0	0	.000
May	--/--	0-0	--	0	0	0	0	0	0	0	0	0	.000

SOUTH ALABAMA PITCHING BY SITE

Month	G/CG	W-L-S	ERA	INN	H	R	ER	2B	3B	HR	K	BB	OPP_AVG
Home	3/1	1-2-0	5.53	19.0	20	16	15	4	0	3	19	16	.263
Away	2/1	1-1-0	4.85	13.0	15	10	9	7	1	0	12	7	.276
Neutral	11/6	6-5-0	2.23	75.1	60	34	24	11	1	4	51	22	.211

2018 SOUTH ALABAMA GAME-BY-GAME STARTERS BY POSITION

Date	No. (#)	Record	Opponent	C	1B	2B	3B	SS	LF	CF	RF	DP	Result
Feb. 8	1 (1)	0-1	ALABAMA	Cabral	Krzywiecki	Todd	Gruich	Foster	B. Reid	Nichols	Harris	Kvistad	L, 0-1
FRIENDS OF JACLYN INVITATIONAL													
Feb. 10	2 (1)	1-0	vs. Providence	Cabral	Krzywiecki	Todd	Gruich	Foster	Flynn	Nichols	Harris	Kvistad	W, 4-3
Feb. 10	2 (2)	2-0	vs. Illinois	Cabral	Krzywiecki	Todd	Gruich	Foster	Flynn	Nichols	Harris	Kvistad	W, 10-3
Feb. 11	2 (3)	3-0	vs. Butler	Cabral	Krzywiecki	Todd	Gruich	Foster	Flynn	Nichols	Harris	Kvistad	W, 6-0
Feb. 11	1 (2)	1-1	vs. North Florida	Cabral	Krzywiecki	Todd	Gruich	Foster	B. Reid	Nichols	Harris	Kvistad	W, 1-0
FEBRUARY FREEZER													
Feb. 17	1 (3)	1-2	vs. Murray State	Cabral	Krzywiecki	Todd	Gruich	Foster	B. Reid	Nichols	Harris	Kvistad	L, 1-4
Feb. 17	1 (4)	1-3	at Mississippi State	Cabral	Krzywiecki	Todd	Gruich	Foster	B. Reid	Nichols	Harris	Kvistad	L, 3-6
Feb. 18	1 (5)	1-4	vs. Drake	Cabral	Krzywiecki	Todd	Gruich	Foster	B. Reid	Nichols	Harris	Kvistad	L, 0-4
Feb. 18	3 (1)	1-0	vs. Murray State	Cabral	Krzywiecki	Todd	Mayo	Foster	B. Reid	Nichols	Harris	Kvistad	W, 3-1
Feb. 21	1 (6)	2-5	FLORIDA STATE	Cabral	Krzywiecki	Todd	Gruich	Foster	B. Reid	Nichols	Harris	Kvistad	W, 3-1
Feb. 21	4 (1)	0-1	FLORIDA STATE	Cabral	Krzywiecki	Todd	Mayo	Foster	B. Reid	Nichols	Harris	Gruich	L, 1-14 (5)
DIAMOND 9 CITRUS I CLASSIC													
Feb. 23	5 (1)	0-1	vs. Minnesota	Cabral	Krzywiecki	Todd	Gruich	Foster	Lowe	Nichols	Harris	Kvistad	L, 3-13
Feb. 24	6 (1)	0-1	vs. Louisville	Kvistad	Krzywiecki	Todd	Mayo	Foster	Lowe	Nichols	Harris	Cabral	L, 4-5 (8)
Feb. 24	7 (1)	0-1	vs. South Carolina	Cabral	Krzywiecki	Todd	H. Smith	Foster	Lowe	Nichols	B. Reid	Kvistad	L, 0-1
Feb. 25	8 (1)	1-0	vs. Bradley	Cabral	Krzywiecki	Todd	H. Smith	Foster	Lowe	Nichols	B. Reid	Kvistad	W, 2-0
Feb. 28	9 (1)	1-0	at UAB	Cabral	Krzywiecki	Todd	Gruich	Foster	Lowe	Nichols	B. Reid	Kvistad	W, 6-4
TENNESSEE INVITATIONAL													
Mar. 2	-- (--)	0-0	vs. Charleston Southern										
Mar. 2	-- (--)	0-0	vs. Toledo										
Mar. 3	-- (--)	0-0	at Tennessee										
Mar. 3	-- (--)	0-0	vs. TBD										
Mar. 4	-- (--)	0-0	vs. TBD										
Mar. 7	-- (--)	0-0	at Southern Mississippi										
Mar. 10	-- (--)	0-0	UTA*										
Mar. 10	-- (--)	0-0	UTA*										
Mar. 11	-- (--)	0-0	UTA*										
Mar. 14	-- (--)	0-0	WESTERN KENTUCKY										
Mar. 17	-- (--)	0-0	at Georgia Southern*										
Mar. 17	-- (--)	0-0	at Georgia Southern*										
Mar. 18	-- (--)	0-0	at Georgia Southern*										
Mar. 24	-- (--)	0-0	GEORGIA STATE*										
Mar. 24	-- (--)	0-0	GEORGIA STATE*										
Mar. 25	-- (--)	0-0	GEORGIA STATE*										
Mar. 28	-- (--)	0-0	at McNeese State										
Mar. 30	-- (--)	0-0	at Louisiana*										
Mar. 30	-- (--)	0-0	at Louisiana*										
Mar. 31	-- (--)	0-0	at Louisiana*										
April 3	-- (--)	0-0	SOUTHERN MISSISSIPPI										
April 7	-- (--)	0-0	at Texas State*										
April 7	-- (--)	0-0	at Texas State*										
April 8	-- (--)	0-0	at Texas State*										
April 11	-- (--)	0-0	SOUTHERN										
April 14	-- (--)	0-0	ULM*										
April 14	-- (--)	0-0	ULM*										
April 15	-- (--)	0-0	ULM*										
April 18	-- (--)	0-0	at Troy*										
April 21	-- (--)	0-0	APPALACHIAN STATE*										
April 21	-- (--)	0-0	APPALACHIAN STATE*										
April 22	-- (--)	0-0	APPALACHIAN STATE*										
April 24	-- (--)	0-0	at LSU										
April 28	-- (--)	0-0	at Coastal Carolina*										
April 28	-- (--)	0-0	at Coastal Carolina*										
April 29	-- (--)	0-0	at Coastal Carolina*										
May 6	-- (--)	0-0	TROY										
May 6	-- (--)	0-0	TROY										

STARTERS BY POSITION (Record)

C:	Cabral (8-7), Kvistad (0-1)
1B:	Krzywiecki (8-8)
2B:	Todd (8-8)
3B:	Gruich (6-5), Mayo (1-2), H. Smith (1-1)
SS:	Foster (8-8)
LF:	Flynn (3-0), B. Reid (3-5), Lowe (2-3)
CF:	Nichols (8-8)
RF:	Harris (6-7), B. Reid (2-1)
DP:	Kvistad (8-6), Gruich (0-1), Cabral (0-1)

2018 SOUTH ALABAMA GAME-BY-GAME STARTERS BY BATTING ORDER

Date	No. (#)	Record	Opponent	1	2	3	4	5	6	7	8	9	Result
Feb. 8	1 (1)	0-1	ALABAMA	Todd	B. Reid	Foster	Krzywiecki	Kvistad	Gruich	Cabral	Harris	Nichols	L, 0-1
FRIENDS OF JACLYN INVITATIONAL													
Feb. 10	2 (1)	1-0	vs. Providence	Todd	Nichols	Foster	Krzywiecki	Kvistad	Gruich	Cabral	Harris	Flynn	W, 4-3
Feb. 10	3 (1)	1-0	vs. Illinois	Todd	Nichols	Foster	Kvistad	Krzywiecki	Gruich	Cabral	Harris	Flynn	W, 10-3
Feb. 11	4 (1)	1-0	vs. Butler	Todd	Harris	Foster	Kvistad	Krzywiecki	Gruich	Cabral	Flynn	Nichols	W, 6-0
Feb. 11	5 (1)	1-0	vs. North Florida	Todd	Harris	Kvistad	Krzywiecki	Foster	Gruich	Cabral	B. Reid	Nichols	W, 1-0
FEBRUARY FREEZER													
Feb. 17	6 (1)	0-1	vs. Murray State	Todd	Harris	Gruich	Kvistad	Foster	Krzywiecki	B. Reid	Cabral	Nichols	L, 1-4
Feb. 17	7 (1)	0-1	at Mississippi State	Todd	Harris	Foster	Gruich	Krzywiecki	Kvistad	Cabral	B. Reid	Nichols	L, 3-6
Feb. 18	8 (1)	0-1	vs. Drake	Todd	Harris	Gruich	Kvistad	Foster	Krzywiecki	Cabral	B. Reid	Nichols	L, 0-4
Feb. 18	9 (1)	1-0	vs. Murray State	Harris	Todd	Kvistad	Krzywiecki	Foster	Mayo	Cabral	B. Reid	Nichols	W, 3-1
Feb. 21	10 (1)	1-0	FLORIDA STATE	Todd	B. Reid	Gruich	Kvistad	Foster	Krzywiecki	Cabral	Harris	Nichols	W, 3-1
Feb. 21	11 (1)	0-1	FLORIDA STATE	Todd	B. Reid	Gruich	Krzywiecki	Foster	Cabral	Mayo	Harris	Nichols	L, 1-14 (5)
DIAMOND 9 CITRUS I CLASSIC													
Feb. 23	12 (1)	0-1	vs. Minnesota	Todd	Lowe	Gruich	Krzywiecki	Cabral	Foster	Kvistad	Harris	Nichols	L, 3-13
Feb. 24	13 (1)	0-1	vs. Louisville	Todd	Lowe	Kvistad	Krzywiecki	Cabral	Foster	Mayo	Harris	Nichols	L, 4-5 (8)
Feb. 24	14 (1)	0-1	vs. South Carolina	Lowe	Todd	Kvistad	Foster	Krzywiecki	Cabral	B. Reid	H. Smith	Nichols	L, 0-1
Feb. 25	15 (1)	1-0	vs. Bradley	Lowe	Todd	Kvistad	Foster	Krzywiecki	B. Reid	Cabral	H. Smith	Nichols	W, 2-0
Feb. 28	16 (1)	1-0	at UAB	Lowe	B. Reid	Foster	Kvistad	Krzywiecki	Gruich	Cabral	Nichols	Todd	W, 6-4
TENNESSEE INVITATIONAL													
Mar. 2	-- (--)	0-0	vs. Charleston Southern										
Mar. 2	-- (--)	0-0	vs. Toledo										
Mar. 3	-- (--)	0-0	at Tennessee										
Mar. 3	-- (--)	0-0	vs. TBD										
Mar. 4	-- (--)	0-0	vs. TBD										
Mar. 7	-- (--)	0-0	at Southern Mississippi										
Mar. 10	-- (--)	0-0	UTA*										
Mar. 10	-- (--)	0-0	UTA*										
Mar. 11	-- (--)	0-0	UTA*										
Mar. 14	-- (--)	0-0	WESTERN KENTUCKY										
Mar. 17	-- (--)	0-0	at Georgia Southern*										
Mar. 17	-- (--)	0-0	at Georgia Southern*										
Mar. 18	-- (--)	0-0	at Georgia Southern*										
Mar. 24	-- (--)	0-0	GEORGIA STATE*										
Mar. 24	-- (--)	0-0	GEORGIA STATE*										
Mar. 25	-- (--)	0-0	GEORGIA STATE*										
Mar. 28	-- (--)	0-0	at McNeese State										
Mar. 30	-- (--)	0-0	at Louisiana*										
Mar. 30	-- (--)	0-0	at Louisiana*										
Mar. 31	-- (--)	0-0	at Louisiana*										
April 3	-- (--)	0-0	SOUTHERN MISSISSIPPI										
April 7	-- (--)	0-0	at Texas State*										
April 7	-- (--)	0-0	at Texas State*										
April 8	-- (--)	0-0	at Texas State*										
April 11	-- (--)	0-0	SOUTHERN										
April 14	-- (--)	0-0	ULM*										
April 14	-- (--)	0-0	ULM*										
April 15	-- (--)	0-0	ULM*										
April 18	-- (--)	0-0	at Troy*										
April 21	-- (--)	0-0	APPALACHIAN STATE*										
April 21	-- (--)	0-0	APPALACHIAN STATE*										
April 22	-- (--)	0-0	APPALACHIAN STATE*										
April 24	-- (--)	0-0	at LSU										
April 28	-- (--)	0-0	at Coastal Carolina*										
April 28	-- (--)	0-0	at Coastal Carolina*										
April 29	-- (--)	0-0	at Coastal Carolina*										
May 6	-- (--)	0-0	TROY										
May 6	-- (--)	0-0	TROY										

STARTERS BY BATTING ORDER (Record)

Leadoff:	Todd (5-7), Harris (1-0), Lowe (2-1)
2nd:	Harris (2-3), B. Reid (2-2), Nichols (2-0), Todd (2-1), Lowe (0-2)
3rd:	Foster (4-2), Kvistad (3-2), Gruich (1-4)
CLEANUP:	Krzywiecki (3-4), Kvistad (4-2), Gruich (0-1), Foster (1-1)
5th:	Foster (3-3), Kvistad (1-1), Krzywiecki (4-2), Cabral (0-2)
6th:	Gruich (5-1), Krzywiecki (1-2), Cabral (0-2), Foster (0-2), B. Reid (1-0), Kvistad (0-1), Mayo (1-0)
7th:	Cabral (8-3), B. Reid (0-2), Mayo (0-2), Kvistad (0-1)
8th:	Harris (3-4), B. Reid (2-2), H. Smith (1-1), Flynn (1-0), Cabral (0-1), Nichols (1-0)
9th:	Nichols (5-8), Flynn (2-0), Todd (1-0)

SOUTH ALABAMA CAREER RECORDS

MISCELLANEOUS

GAMES PLAYED

1.	222	Blair Johnson (2012-15)
2.	213	Christin Crocker (2009-12)
	213	Meghan Collins (2010-13)
4.	212	Brittany Fowler (2010-13)
5.	211	Kaitlyn Griffith (2012-15)
6.	210	Emily Messer (2013-16)
7.	201	Stephanie Pilkington (2013-16)
8.	195	Alex Breeden (2012-16)
9.	193	Britany Campbell (2010-13)
10.	191	Amanda Minahan (2014-17)
--	173	Kaleigh Todd (2015-Pres.)
--	161	Kristian Foster (2015-Pres.)

GAMES STARTED

1.	221	Blair Johnson (2012-15)
2.	212	Brittany Fowler (2010-13)
3.	211	Kaitlyn Griffith (2012-15)
	211	Meghan Collins (2010-13)
5.	208	Christin Crocker (2009-12)
6.	195	Emily Messer (2013-16)
7.	188	Britany Campbell (2010-13)
8.	187	Amanda Minahan (2014-17)
	187	Alex Breeden (2012-16)
10.	176	Stephanie Pilkington (2013-16)
--	153	Kaleigh Todd (2015-Pres.)
--	149	Kristian Foster (2015-Pres.)

PCT. OF GAMES PLAYED / STARTED (GP-GS)

Min. 100 Games Started

1.	1.000 (212-212)	Brittany Fowler (2010-13)
	1.000 (166-166)	Tara Donaldson (2007-09)
	1.000 (165-165)	Jenny Stevens (2007-08, '11)
	1.000 (109-109)	Chloe Rathburn (2014-15)
5.	.996 (222-221)	Blair Johnson (2012-15)
6.	.991 (213-211)	Meghan Collins (2010-13)
7.	.986 (211-208)	Christin Crocker (2009-12)
8.	.982 (112-110)	Evelyn Pare (2007-08)
9.	.979 (191-187)	Amanda Minahan (2014-Pres.)
10.	.974 (193-188)	Britany Campbell (2010-13)
11.	.959 (195-187)	Alex Breeden (2012-16)
12.	.958 (143-137)	Kristen Hayes (2007-09)
13.	.929 (210-195)	Emily Messer (2013-16)
14.	.926 (161-149)	Kristian Foster (2015-Pres.)
15.	.915 (211-193)	Kaitlyn Griffith (2012-15)
16.	.901 (181-163)	Carolina Mendoza (2007, '09-11)

CONSECUTIVE STARTS

1.	189	Meghan Collins	3/28/10 - 5/19/13
2.	183	Kaitlyn Griffith	4/21/12 - 5/17/15
3.	176	Britany Campbell	4/24/10 - 5/19/13
4.	160	Stephanie Pilkington	2/6/14 - 5/13/16
5.	144	Christin Crocker	2/22/09 - 2/12/12
6.	141	Brittany Fowler	4/10/10 - 2/28/13
7.	129	Blair Johnson	4/25/12 - 2/17/15
8.	128	Emily Messer	4/2/14 - 5/13/16
	126	Kaleigh Todd	5/15/15 - 2/28/18
10.	122	Haley Hopkins	2/13/10 - 3/17/12
11.	118	Kristian Foster	2/11/16 - 2/28/18
12.	113	Kristin Hayes	2/14/07 - 2/6/09
13.	111	Tara Donaldson	2/14/07 - 5/4/08
14.	109	Chloe Rathburn	2/6/14 - 5/17/15
15.	94	Jenny Stevens	2/14/07 - 4/2/08

HITTING

BATTING AVERAGE

1.	.369	Evelyn Pare (2007-08)
2.	.356	Kaleigh Todd (2015-Pres.)
3.	.351	Tara Donaldson (2007-09)
4.	.347	Brittany Fowler (2010-13)
5.	.333	Emily Messer (2013-16)
6.	.328	Chloe Rathburn (2014-15)
7.	.316	Haleigh Lowe (2015-Pres.)
8.	.301	Stephanie Pilkington (2013-16)
	.301	Julie Moss (2011-14)
10.	.297	Amanda Minahan (2014-17)

SLUGGING PERCENTAGE

1.	.557	Brittany Fowler (2010-13)
2.	.523	Amanda Minahan (2014-17)
3.	.521	Haley Hopkins (2009-12)
4.	.517	Chloe Rathburn (2014-15)
5.	.504	Kaitlyn Griffith (2012-15)
6.	.486	Tara Donaldson (2007-09)
7.	.474	Christin Crocker (2009-12)
8.	.454	Jenny Stevens (2007-08, '11)
9.	.453	Meghan Collins (2010-13)
10.	.452	Julie Moss (2011-14)
--	.400	Haleigh Lowe (2015-Pres.)

ON-BASE PERCENTAGE

1.	.465	Brittany Fowler (2010-13)
2.	.456	Evelyn Pare (2007-08)
	.446	Tara Donaldson (2007-09)
4.	.438	Kaleigh Todd (2015-Pres.)
5.	.434	Haleigh Lowe (2015-Pres.)
6.	.410	Chloe Rathburn (2014-15)
7.	.404	Stephanie Pilkington (2013-16)
8.	.403	Meghan Collins (2010-13)
9.	.402	Amanda Herron (2014-15)
10.	.392	Amanda Minahan (2014-17)
	.392	Emily Messer (2013-16)

AT-BATS

1.	686	Blair Johnson (2012-15)
2.	625	Emily Messer (2013-16)
3.	624	Christin Crocker (2009-12)
4.	614	Brittany Fowler (2010-13)
5.	556	Amanda Minahan (2014-17)
6.	545	Meghan Collins (2010-13)
7.	542	Stephanie Pilkington (2013-16)
8.	508	Kaitlyn Griffith (2012-15)
9.	506	Alex Breeden (2012-16)
10.	493	Jenny Stevens (2007-08, '11)
--	489	Kaleigh Todd (2015-Pres.)

RUNS

1.	162	Brittany Fowler (2010-13)
2.	141	Emily Messer (2013-16)
3.	136	Blair Johnson (2012-15)
4.	120	Christin Crocker (2009-12)
5.	115	Kaleigh Todd (2015-Pres.)
6.	113	Kaitlyn Griffith (2012-15)
7.	112	Stephanie Pilkington (2013-16)
8.	109	Amanda Minahan (2014-17)
9.	107	Meghan Collins (2010-13)
	107	Jenny Stevens (2007-08, '11)

HITS

1.	213	Brittany Fowler (2010-13)
2.	208	Emily Messer (2013-16)
3.	203	Blair Johnson (2012-15)
4.	174	Kaleigh Todd (2015-Pres.)
5.	170	Tara Donaldson (2007-09)
6.	168	Christin Crocker (2009-12)
7.	165	Amanda Minahan (2014-17)
8.	163	Stephanie Pilkington (2013-16)
9.	154	Meghan Collins (2010-13)
10.	140	Jenny Stevens (2007-08, '11)

EXTRA-BASE HITS (2B-3B-HR)

1.	69 (34-10-25)	Brittany Fowler (2010-13)
2.	68 (36-4-28)	Christin Crocker (2009-12)
3.	66 (31-10-25)	Amanda Minahan (2014-17)
4.	65 (33-4-28)	Kaitlyn Griffith (2012-15)
5.	63 (40-8-15)	Blair Johnson (2012-15)
6.	58 (40-1-17)	Meghan Collins (2010-13)
7.	54 (26-4-24)	Haley Hopkins (2009-12)
8.	45 (35-4-6)	Stephanie Pilkington (2013-16)
9.	43 (20-5-18)	Jenny Stevens (2007-08, '11)
	43 (32-0-11)	Tara Donaldson (2007-09)

DOUBLES

1.	40	Blair Johnson (2012-15)
	40	Meghan Collins (2010-13)
3.	36	Christin Crocker (2009-12)
4.	35	Stephanie Pilkington (2013-16)
5.	34	Brittany Fowler (2010-13)
6.	33	Kaitlyn Griffith (2012-15)
7.	31	Amanda Minahan (2014-17)
8.	26	Haley Hopkins (2009-12)
	26	Chloe Rathburn (2014-15)
	26	Haley Hopkins (2009-12)
--	20	Kristian Foster (2015-Pres.)

TRIPLES

1.	10	Amanda Minahan (2014-17)
	10	Emily Messer (2013-16)
	10	Brittany Fowler (2010-13)
4.	8	Blair Johnson (2012-15)
5.	7	Britany Campbell (2010-13)
6.	6	Evelyn Pare (2007-08)
7.	5	Julie Moss (2011-14)
	5	Ashley Elmore (2007-08)
	5	Jenny Stevens (2007-08, '11)
	5	Kaleigh Todd (2015-Pres.)
--	3	Megan Harris (2016-Pres.)

HOME RUNS

1.	28	Christin Crocker (2009-12)
	28	Kaitlyn Griffith (2012-15)
3.	25	Amanda Minahan (2014-17)
	25	Brittany Fowler (2010-13)
5.	24	Haley Hopkins (2009-12)
6.	18	Jenny Stevens (2007-08, '11)
7.	17	Meghan Collins (2010-13)
8.	12	Alex Breeden (2012-16)
9.	11	Tara Donaldson (2007-09)
	11	Carolina Mendoza (2007, '09-11)
	11	Chloe Rathburn (2014-15)
	11	Britany Campbell (2010-13)
	11	Haley Fagan (2013)
	11	Julie Moss (2011-14)

RUNS BATTED IN

1.	136	Brittany Fowler (2010-13)
2.	118	Blair Johnson (2012-15)
3.	115	Christin Crocker (2009-12)
4.	114	Amanda Minahan (2014-17)
5.	111	Kaitlyn Griffith (2012-15)
6.	108	Haley Hopkins (2009-12)
7.	98	Stephanie Pilkington (2013-16)
8.	97	Meghan Collins (2010-13)
9.	96	Tara Donaldson (2007-09)
10.	87	Chloe Rathburn (2014-15)
--	84	Kristian Foster (2015-Pres.)

WALKS

1.	102	Meghan Collins (2010-13)
2.	95	Brittany Fowler (2010-13)
3.	87	Stephanie Pilkington (2013-16)
4.	73	Jenny Stevens (2007-08, '11)
5.	71	Carolina Mendoza (2007, '09-11)
6.	70	Tara Donaldson (2007-09)
7.	69	Amanda Minahan (2014-17)
8.	64	Kaleigh Todd (2015-Pres.)
9.	62	Kristen Hayes (2007-09)
10.	61	Emily Messer (2013-16)

SOUTH ALABAMA CAREER RECORDS

HIT BY PITCHES

1.	56	Kaitlyn Griffith (2012-15)
2.	47	Brittany Fowler (2010-13)
3.	21	Amanda Minahan (2014-17)
	21	Christin Crocker (2009-12)
5.	19	Britany Campbell (2010-13)
	19	Haley Hopkins (2009-12)
7.	14	Tara Donaldson (2007-09)
8.	12	Jenny Stevens (2007-08, '11)
	12	Stephanie Pilkington (2013-16)
	12	Katelyn Gruich (2017-Pres.)
--	10	Kristian Foster (2015-Pres.)

STOLEN BASES

1.	69	Evelyn Pare (2007-08)
2.	61	Kaleigh Todd (2015-Pres.)
3.	60	Britany Campbell (2010-13)
4.	54	Jenny Stevens (2007-08, '11)
5.	50	Emily Messer (2013-16)
6.	37	Christin Crocker (2009-12)
7.	36	Gwen Jones (2014-15)
8.	25	Amanda Minahan (2014-17)
9.	24	Kaitlyn Griffith (2012-15)
10.	23	Stephanie Pilkington (2013-16)

SACRIFICE FLIES

1.	12	Kaitlyn Griffith (2012-15)
2.	9	Kristian Foster (2015-Pres.)
3.	8	Emily Messer (2013-16)
	8	Stephanie Pilkington (2013-16)
5.	7	Brittany Fowler (2010-13)
6.	6	Christin Crocker (2009-12)
	6	Chloe Rathburn (2014-15)
8.	5	Julie Moss (2011-14)
	5	Blair Johnson (2012-15)
	5	Amanda Minahan (2014-17)
--	3	Abby Krzywiecki (2017-Pres.)
--	2	Lyric Cabral (2018-Pres.)

SACRIFICE HITS

1.	25	Britany Campbell (2010-13)
2.	22	Blair Johnson (2012-15)
3.	20	Katie McGuire (2007-10)
	20	Christin Crocker (2009-12)
5.	19	Carolina Mendoza (2007, '09-11)
	19	Julie Moss (2011-14)
7.	18	Haley Richards (2011-12)
8.	16	Stephanie Pilkington (2013-16)
9.	15	Jenny Stevens (2007-08, '11)
	15	Kaitlyn Griffith (2012-15)
--	12	Kristian Foster (2015-Pres.)
--	11	Kaleigh Todd (2015-Pres.)
--	11	MC Nichols (2017-Pres.)

PITCHING

LOWEST ERA

1.	1.57	Farish Beard (2012-15)
2.	1.62	Hannah Campbell (2011-14)
3.	1.68	Linden Jones (2007)
4.	1.92	Kalen McGill (2015)
	1.92	Devin Brown (2015-Pres.)
6.	2.07	Beth Pilgrim (2007-10)
7.	2.62	Destin Vicknair (2016-17)
8.	2.80	Katy Neal (2009-12)
9.	3.61	Ashley Leggett (2007-08)
10.	3.73	Morgan Druhan (2010-11)

LOWEST OPP. BATTING AVERAGE

1.	.148	Farish Beard (2012-15)
2.	.178	Devin Brown (2015-Pres.)
3.	.193	Linden Jones (2007)
4.	.217	Hannah Campbell (2011-14)
5.	.227	Beth Pilgrim (2007-10)
6.	.231	Morgan Druhan (2010-11)
7.	.252	Katy Neal (2009-12)
8.	.253	Destin Vicknair (2016-17)
9.	.268	Kalen McGill (2015)
10.	.270	Amanda Leggett (2007-08)

FEWEST WALKS ALLOWED / 7 INN. GAME

1.	0.93	Kalen McGill (2015)
2.	1.24	Hannah Campbell (2011-14)
3.	1.50	Beth Pilgrim (2007-10)
4.	1.72	Linden Jones (2007)
5.	2.18	Destin Vicknair (2016-17)
	2.18	Katy Neal (2009-12)
7.	2.34	Farish Beard (2012-15)
8.	2.48	Amanda Leggett (2007-08)
9.	2.76	Devin Brown (2015-Pres.)
10.	5.72	Morgan Druhan (2010-11)

MOST STRIKEOUTS / 7 INN. GAME

1.	9.39	Devin Brown (2015-Pres.)
2.	9.28	Farish Beard (2012-15)
3.	8.36	Morgan Druhan (2010-11)
4.	8.31	Linden Jones (2007)
5.	6.98	Beth Pilgrim (2007-10)
6.	5.89	Hannah Campbell (2011-14)
7.	4.84	Katy Neal (2009-12)
8.	4.70	Amanda Leggett (2007-08)
9.	3.95	Kalen McGill (2015)

WINS

1.	83	Hannah Campbell (2011-14)
2.	63	Farish Beard (2012-15)
3.	57	Devin Brown (2015-Pres.)
4.	53	Beth Pilgrim (2007-10)
5.	27	Destin Vicknair (2016-17)
6.	21	Katy Neal (2009-12)
7.	20	Linden Jones (2007)
8.	16	Kalen McGill (2015)
9.	14	Amanda Leggett (2007-08)
10.	11	Morgan Druhan (2010-11)

LOSSES

1.	51	Beth Pilgrim (2007-10)
2.	34	Hannah Campbell (2011-14)
3.	27	Devin Brown (2015-Pres.)
4.	16	Destin Vicknair (2016-17)
5.	15	Ashley Leggett (2007-08)
6.	14	Morgan Druhan (2010-11)
7.	13	Katy Neal (2009-12)
	13	Farish Beard (2012-15)
9.	11	Linden Jones (2007)
10.	8	Shannon Smith (2008-09)

SAVES

1.	16	Hannah Campbell (2011-14)
2.	8	Beth Pilgrim (2007-10)
	8	Devin Brown (2015-Pres.)
4.	4	Kalen McGill (2015)
5.	2	Katy Neal (2009-12)
	2	Jessica Dobson (2012-13)
	2	Morgan Druhan (2010-11)
8.	1	Farish Beard (2012-15)
	1	Linden Jones (2007)
	1	Shannon Smith (2008-09)

APPEARANCES

1.	149	Hannah Campbell (2011-14)
2.	143	Beth Pilgrim (2007-10)
3.	114	Devin Brown (2015-Pres.)
4.	94	Farish Beard (2012-15)
5.	55	Katy Neal (2009-12)
6.	51	Destin Vicknair (2016-17)
7.	43	Amanda Leggett (2007-08)
8.	41	Morgan Druhan (2010-11)
9.	37	Kalen McGill (2015)
	37	Linden Jones (2007)

MOST GAMES STARTED

1.	112	Beth Pilgrim (2007-10)
2.	109	Hannah Campbell (2011-14)
3.	83	Devin Brown (2015-Pres.)
4.	78	Farish Beard (2012-15)
5.	45	Destin Vicknair (2016-17)
6.	34	Katy Neal (2009-12)
7.	30	Morgan Druhan (2010-11)
8.	26	Linden Jones (2007)
	26	Amanda Leggett (2007-08)
10.	13	Kalen McGill (2015)

MOST COMPLETE GAMES

1.	93	Hannah Campbell (2011-14)
2.	77	Beth Pilgrim (2007-10)
3.	57	Devin Brown (2015-Pres.)
4.	43	Farish Beard (2012-15)
5.	27	Destin Vicknair (2016-17)
6.	20	Linden Jones (2007)
7.	14	Amanda Leggett (2007-08)
	14	Morgan Druhan (2010-11)
9.	10	Katy Neal (2009-12)
10.	4	Jessica Dobson (2012-13)
	4	Kalen McGill (2015)
	4	Lindsey Croft (2011)

SHUTOUTS

1.	28	Hannah Campbell (2011-14)
2.	27	Devin Brown (2015-Pres.)
3.	21	Farish Beard (2012-15)
4.	20	Beth Pilgrim (2007-10)
5.	7	Destin Vicknair (2016-17)
6.	6	Linden Jones (2007)
7.	3	Amanda Leggett (2007-08)
8.	2	Morgan Druhan (2010-11)
	2	Shannon Smith (2008-09)
	2	Kalen McGill (2015)
	2	Jessica Dobson (2012-13)

COMBINED SHUTOUTS

1.	8	Farish Beard (2012-15)
2.	7	Hannah Campbell (2011-14)
3.	5	Kaleigh Floore (2012-15)
4.	4	Beth Pilgrim (2007-10)
5.	3	Jessica Dobson (2012-13)
6.	2	Katy Neal (2009-12)
	2	Devin Brown (2015-Pres.)
8.	1	Shannon Smith (2008-09)
	1	Holly McKinnon (2014)
	1	Amanda Leggett (2007-08)
	1	Destin Vicknair (2016-17)
	1	Chandler Sparkman (2017-Pres.)

INNINGS PITCHED

1.	791.1	Hannah Campbell (2011-13)
2.	737.0	Beth Pilgrim (2007-10)
3.	565.1	Devin Brown (2015-Pres.)
4.	454.2	Farish Beard (2012-15)
5.	275.2	Destin Vicknair (2016-17)
6.	215.1	Katy Neal (2009-12)
7.	195.1	Linden Jones (2007)
8.	180.0	Morgan Druhan (2010-11)
9.	166.2	Amanda Leggett (2007-08)
10.	127.2	Kalen McGill (2015)

STRIKEOUTS

1.	756	Devin Brown (2015-Pres.)
2.	735	Beth Pilgrim (2007-10)
3.	666	Hannah Campbell (2011-14)
4.	603	Farish Beard (2012-15)
5.	232	Linden Jones (2007)
6.	215	Morgan Druhan (2010-11)
7.	185	Destin Vicknair (2016-17)
8.	149	Katy Neal (2009-12)
9.	112	Amanda Leggett (2007-08)
10.	72	Kalen McGill (2015)

LARGEST MARGIN OF VICTORY

Date	Opponent	Score	Margin	Location
2/19/11	Evansville	18-0	+18	Mobile, Ala.
4/17/07	Alabama A&M	17-0	+17	Mobile, Ala.
2/18/12	Southern Illinois	16-0	+16	Jacksonville, Ala.
3/19/11	Western Kentucky	17-1	+16	Mobile, Ala.
4/25/07	Nicholls State	17-1	+16	Mobile, Ala.
4/6/07	ULM	15-1	+16	Monroe, La.
3/7/12	Southeastern Louisiana	16-1	+15	Mobile, Ala.
2/11/11	Alabama A&M	15-0	+15	Birmingham, Ala.
4/16/16	Georgia Southern	14-0	+14	Statesboro, Ga.
4/20/13	ULM	14-0	+14	Monroe, La.
2/20/10	Belmont	15-2	+13	Mobile, Ala.
2/13/16	Central Arkansas	12-0	+12	Gulf Shores, Ala.
2/9/14	Austin Peay	12-0	+12	Mobile, Ala.
2/12/11	Alabama State	13-1	+12	Birmingham, Ala.
2/24/07	Grambling State	13-1	+12	Mobile, Ala.
2/17/07	Belmont	12-0	+12	Jacksonville, Ala.
4/12/15	Georgia Southern	11-0	+11	Mobile, Ala.
4/13/13	North Texas	12-1	+11	Mobile, Ala.
2/13/09	Coastal Carolina	12-1	+11	Gainesville, Fla.
4/17/07	Alabama A&M	11-0	+11	Mobile, Ala.
2/19/17	Jackson State	11-1	+10	Mobile, Ala.
4/16/16	Georgia Southern	11-1	+10	Statesboro, Ga.
5/15/15	Chattanooga	11-1	+10	Auburn, Ala.
5/17/13	Mississippi Valley State	10-0	+10	Mobile, Ala.
4/20/13	ULM	11-1	+10	Monroe, La.
4/6/13	Middle Tennessee	13-3	+10	Murfreesboro, Tenn.
2/22/13	Mount St. Mary's	12-2	+10	Jacksonville, Fla.
3/30/10	Southeastern Louisiana	11-1	+10	Hammond, La.
3/21/09	Middle Tennessee	10-0	+10	Murfreesboro, Tenn.
2/15/09	Coastal Carolina	10-0	+10	Gainesville, Fla.
2/28/07	Alabama State	10-0	+10	Mobile, Ala.
2/20/07	Southeastern Louisiana	15-5	+10	Hammond, La.

LARGEST MARGIN OF DEFEAT

Date	Opponent	Score	Margin	Location
2/27/09	Arizona State	5-20	-15	Tempe, Ariz.
2/21/18	Florida State	1-14	-13	Mobile, Ala.
2/14/09	Florida	0-13	-13	Gainesville, Fla.
2/11/12	Alabama	1-12	-11	Mobile, Ala.
3/5/10	LSU	0-11	-11	Baton Rouge, La.
2/23/18	Minnesota	3-13	-10	Kissimmee, Fla.
5/13/11	Louisiana	0-10	-10	Lafayette, La.
4/17/10	Louisiana	0-9	-9	Lafayette, La.
2/14/10	Samford	2-11	-9	Mobile, Ala.
3/24/15	LSU	0-8	-8	Baton Rouge, La.
3/15/15	ULM	0-8	-8	Monroe, La.
3/11/17	Georgia State	3-11	-8	Atlanta, Ga.
4/10/11	Louisiana	2-10	-8	Mobile, Ala.
3/13/11	ULM	3-11	-8	Monroe, La.
4/13/08	Louisiana	0-8	-8	Lafayette, La.
4/12/08	Louisiana	2-10	-8	Lafayette, La.

MILESTONE WINS

OVERALL WINS

Win#	Opponent	Score	Date	Location	Coach
1	Belmont	12-0 (5)	2/17/07	Jacksonville, Ala.	Becky Clark
50	Middle Tennessee	2-0	3/21/08	Mobile, Ala.	Becky Clark
100	UAB	2-1	4/7/10	Birmingham, Ala.	Becky Clark
150	Lipscomb	9-2	3/2/12	Orlando, Fla.	Becky Clark
200	Samford	4-0	3/3/13	Birmingham, Ala.	Becky Clark
250	Illinois	5-2 (8)	3/9/14	Boca Raton, Fla.	Becky Clark
300	UTA	9-1	4/4/15	Arlington, Texas	Becky Clark
350	Central Arkansas	6-1	2/11/17	Mobile, Ala.	Becky Clark
375	ULM	7-4	4/23/17	Monroe, La.	Becky Clark
*390	UAB	6-4	2/28/18	Birmingham, Ala.	Becky Clark

HOME WINS

Win#	Opponent	Score	Date	Coach
1	Grambling State	13-1 (5)	2/24/07	Becky Clark
25	Northwestern State	11-2	2/6/09	Becky Clark
50	Jackson State	1-0	3/10/11	Becky Clark
75	Troy	5-2	5/5/12	Becky Clark
100	Austin Peay	12-0 (5)	2/9/14	Becky Clark
125	Georgia Southern	7-0	4/11/15	Becky Clark
150	Jacksonville State	1-0	2/11/17	Becky Clark
*166	Florida State	3-1	2/2118	Becky Clark

SUN BELT WINS

Win#	Opponent	Score	Date	Location	Coach
1	North Texas	1-0	3/17/07	Mobile, Ala.	Becky Clark
25	Louisiana	3-1	4/10/09	Mobile, Ala.	Becky Clark
50	Troy	4-3	5/7/11	Troy, Ala.	Becky Clark
75	Middle Tennessee	9-1	4/6/13	Murfreesboro, Tenn.	Becky Clark
100	ULM	2-0	3/15/15	Monroe, La.	Becky Clark
125	UTA	5-1	4/9/16	Mobile, Ala.	Becky Clark
*145	Georgia Southern	7-2	4/30/17	Mobile, Ala.	Becky Clark

* Current Number in Category



0 Brittani REID

Sophomore | 5-3 | INF | R-R | Kansas City, Mo. | Kansas Univ. | Blue Springs [Mo.] HS

Year	avg	gp-gs	ab	r	h	2b	3b	hr	rbi	tb	slg%	bb	hbp	so	gdp	ob%	sf	sh	sb-att	po	a	e	fld%
2017*	.174	34-9	46	7	8	2	0	2	7	16	.348	3	1	9	0	.240	0	0	3-5	10	0	0	1.000
2018	.314	15-11	35	9	11	2	1	2	3	21	.600	3	0	8	0	.368	0	0	1-1	14	0	1	.933
TOTAL	.314	15-11	35	9	11	2	1	2	3	21	.600	3	0	8	0	.368	0	0	1-1	14	0	1	.933
All*	.235	49-20	81	16	19	4	1	4	10	37	.457	6	1	17	0	.295	0	0	4-6	24	0	1	.960

* -- Stats at Kansas

Notes: Transferred to South Alabama from Kansas during 2017 summer ... Sister, Alexis, is a pitcher on the Jaguar roster.

Major: Computer Science

	Season	Career			
Hitting Streak	2	3*			
Reached Base Streak	2	6*			
	2	3	4	5+	Total
Multiple Hit Games					
Season	3	1	--	--	4
Career	3	1	--	--	4
Multiple RBI Games					
Season	--	--	--	--	--
Career	--	3	--	--	3

STAT CATEGORY

2018 HIGH

CAREER HIGH

Runs	3, at UAB (2/28/18)	3, at UAB (2/28/18)
Hits	3, at UAB (2/28/18)	3, at UAB (2/28/18)
Doubles	1, 2x, last at UAB (2/28/18)	1, 3x, last at UAB (2/28/18)
Triples	1, at UAB (2/28/18)	1, at UAB (2/28/18)
Home Runs	1, 2x, last at UAB (2/28/18)	1, 4x, last at UAB (2/28/18)
RBI	1, 3x, last at UAB (2/28/18)	3, 2x, last vs. Akron (2/12/17)*
Total Bases	9, at UAB (2/28/18)	9, at UAB (2/28/18)
Walks	1, 3x, last vs. Louisville (2/24/18)	1, 6x, last vs. Louisville (2/24/18)
Stolen Bases	1, vs. Butler (2/11/18)	1, 4x, last vs. Butler (2/11/18)

* -- from Kansas



1 Haleigh LOWE

Senior | 5-6 | OF | L-R | Prattville, Ala. | Prattville HS

Year	avg	gp-gs	ab	r	h	2b	3b	hr	rbi	tb	slg%	bb	hbp	so	gdp	ob%	sf	sh	sb-att	po	a	e	fld%
2015	.323	38-24	62	15	20	3	0	1	12	26	.419	16	3	12	0	.481	0	3	1-1	2	2	0	1.000
2016	.330	32-32	91	14	30	6	1	1	28	41	.451	18	4	11	0	.460	0	2	1-1	30	1	0	1.000
2017	.317	45-34	104	15	33	4	1	0	9	39	.375	14	1	14	0	.400	1	2	3-3	49	1	1	.980
2018	.222	10-5	18	2	4	0	0	0	2	4	.222	2	0	3	0	.300	0	0	0-0	7	0	0	1.000
TOTAL	.316	125-95	275	46	87	13	2	2	51	110	.400	50	8	40	0	.434	1	7	5-5	88	4	1	.989

Notes: Named Sun Belt Conference Co-Player of the Week (5/2/17) ... Second-Team all-SBC selection (2016).

Major: Sports and Recreation Management

	Season	Career			
Hitting Streak	2	7			
Reached Base Streak	2	17			
	2	3	4	5+	Total
Multiple Hit Games					
Season	1	--	--	--	1
Career	18	3	--	--	21
Multiple RBI Games					
Season	--	--	--	--	--
Career	4	3	2	--	9

STAT CATEGORY

2018 HIGH

CAREER HIGH

Runs	1, 2x, last at UAB (2/28/18)	3, at Georgia State (3/29/15)
Hits	2, at UAB (2/28/18)	3, 4x, last vs. Georgia Southern (4/30/17)
Doubles	--	1, 11x, last vs. Coastal Carolina (3/19/17)
Triples	--	1, 2x, last vs. Texas A&M - Corpus Christi (2/24/17)
Home Runs	--	1, 2x, last vs. Ball State (2/13/16)
RBI	1, 2x, last at UAB (2/28/18)	4, 2x, last vs. Jackson State (2/19/17)
Total Bases	2, at UAB (2/28/18)	5, 2x, last vs. Ball State (2/13/16)
Walks	1, 2x, last vs. Louisville (2/24/18)	3, 2x, last vs. Coastal Carolina (3/19/17)
Stolen Bases	--	1, 5x, last at Troy (5/7/17)



2 MC NICHOLS

Sophomore | 5-4 | OF | L-R | Hoover, Ala. | Hoover HS

Year	avg	gp-gs	ab	r	h	2b	3b	hr	rbi	tb	slg%	bb	hbp	so	gdp	ob%	sf	sh	sb-att	po	a	e	fld%
2017	.339	49-43	121	21	41	1	1	0	7	44	.364	13	0	18	0	.400	1	9	4-4	56	1	3	.950
2018	.194	16-16	31	3	6	0	0	0	0	6	.194	3	0	9	0	.265	0	3	1-1	25	1	2	.929
TOTAL	.309	65-59	152	24	47	1	1	0	7	50	.329	16	0	27	0	.373	1	12	5-5	81	2	5	.943

* -- Redshirted the 2016 season.

Notes: Named Sun Belt Conference Co-Player of the Week (2/28/17) ... Redshirted during the 2016 season ... Selected to the SBC Academic Honor Roll (2016).

Major: Strategic Communications

	Season	Career			
Hitting Streak	3	8			
Reached Base Streak	4	12			
	2	3	4	5+	Total
Multiple Hit Games					
Season	--	--	--	--	--
Career	11	--	--	--	11
Multiple RBI Games					
Season	--	--	--	--	--
Career	1	--	--	--	1

STAT CATEGORY

2018 HIGH

CAREER HIGH

Runs	1, 3x, last vs. North Florida (2/11/18)	2, vs. Texas A&M - Corpus Christi (2/24/17)
Hits	1, 6x, last at UAB (2/28/18)	2, 11x, last vs. Troy (3/29/17)
Doubles	--	1, vs. Texas A&M - Corpus Christi (2/24/17)
Triples	--	1, vs. Stephen F. Austin (2/25/17)
Home Runs	--	--
RBI	--	2, vs. Stephen F. Austin (2/25/17)
Total Bases	1, 6x, last at UAB (2/28/18)	3, 2x, last vs. Stephen F. Austin (2/25/17)
Walks	1, 2x, last vs. Drake (2/18/18)	2, 4x, last vs. UTA (5/12/17)
Stolen Bases	--	1, 3x, last at Appalachian State (4/1/17)



4 Megan HARRIS

Junior | 5-8 | OF | L-R | Whitehouse, Texas | Univ. of Mississippi | Whitehouse HS

Year	avg	gp-gs	ab	r	h	2b	3b	hr	rbi	tb	slg%	bb	hbp	so	gdp	ob%	sf	sh	sb-att	po	a	e	fld%
2016	.148	36-19	61	11	9	0	0	0	5	9	.148	5	0	13	0	.212	0	1	2-2	10	0	1	.909
2017	.288	49-35	104	16	30	2	3	0	6	38	.365	3	0	24	0	.308	0	4	1-1	20	2	0	1.000
2018	.219	14-13	32	5	7	0	0	0	5	7	.219	4	0	5	0	.306	0	1	1-1	13	0	0	1.000
TOTAL	.234	99-67	197	32	46	2	3	0	16	54	.274	12	0	42	0	.278	0	6	4-4	43	2	1	.978

Notes: Set career highs in hits (3) and RBI (3) vs. Illinois (2/10).

Major: Electrical Engineering

	Season	Career			
Hitting Streak	3	5			
Reached Base Streak	6	7			
	2	3	4	5+	Total
Multiple Hit Games					
Season	1	1	--	--	2
Career	10	1	--	--	11
Multiple RBI Games					
Season	1	1	--	--	2
Career	2	1	--	--	3

STAT CATEGORY

2018 HIGH

CAREER HIGH

Runs	2, vs. Butler (2/11/18)	2, 2x, last vs. Butler (2/10/18)
Hits	3, vs. Illinois (2/10/18)	3, vs. Illinois (2/10/18)
Doubles	--	1, 2x, last at ULM (4/22/17)
Triples	--	1, 3x, last at Troy (5/7/17)
Home Runs	--	--
RBI	3, vs. Illinois (2/10/18)	3, vs. Illinois (2/10/18)
Total Bases	3, vs. Illinois (2/10/18)	3, 3x, last vs. Illinois (2/10/18)
Walks	1, 3x, last vs. Drake (2/18/18)	1, 11x, last vs. Drake (2/18/18)
Stolen Bases	1, vs. Illinois (2/10/18)	1, 4x, last vs. Illinois (2/10/18)



5 Dayla GULLEDGE

Junior | 5-6 | C/OF | R-R | Dothan, Ala. | Rehobeth HS

Year	avg	gp-gs	ab	r	h	2b	3b	hr	rbi	tb	slg%	bb	hbp	so	gdp	ob%	sf	sh	sb-att	po	a	e	fld%
2016	.239	30-26	67	12	16	5	0	3	16	30	.448	14	6	20	0	.409	1	0	0-1	0	0	0	.000
2017	.208	18-6	24	4	5	0	0	2	6	11	.458	6	1	9	0	.387	0	0	1-1	2	0	0	1.000
2018	.000	7-0	4	0	0	0	0	0	1	0	.000	3	0	2	0	.429	0	0	0-0	0	0	0	.000
TOTAL	.221	55-32	95	16	21	5	0	5	23	41	.432	23	7	31	0	.405	1	0	1-2	2	0	0	1.000

Major: Physical Education

Notes: SBC Academic Honor Roll selection (2017) ... SBC Commissioner's List and NFCA All-America Scholar selection (2016).

	<u>Season</u>	<u>Career</u>			
Hitting Streak	--	7			
Reached Base Streak	2	17			
	<u>2</u>	<u>3</u>	<u>4</u>	<u>5+</u>	<u>Total</u>
Multiple Hit Games					
Season	--	--	--	--	--
Career	17	3	--	--	20
Multiple RBI Games					
Season	--	--	--	--	--
Career	4	3	2	--	9

STAT CATEGORY

2018 HIGH

CAREER HIGH

Runs	--	2, 3x, last vs. Troy (5/8/16)
Hits	--	2, 3x, last vs. Troy (5/7/16)
Doubles	--	1, 5x, last vs. Troy (5/7/16)
Triples	--	--
Home Runs	--	1, 5x, last at ULM (4/22/17)
RBI	--	4, vs. Kennesaw State (4/30/16)
Total Bases	--	6, vs. Troy (5/7/16)
Walks	1, 3x, last vs. Louisville (2/24/18)	2, 3x, last vs. Georgia Southern (4/29/17)
Stolen Bases	--	1, vs. Georgia Southern (4/30/17)



6 Savanna MAYO

Junior | 5-5 | INF | R-R | Little Rock, Ark. | Manford HS

Year	avg	gp-gs	ab	r	h	2b	3b	hr	rbi	tb	slg%	bb	hbp	so	gdp	ob%	sf	sh	sb-att	po	a	e	fld%
2016	.169	33-25	65	11	11	3	0	2	5	20	.308	13	1	19	0	.316	0	0	0-1	115	6	2	.984
2017	.234	55-54	145	18	34	8	0	5	20	57	.393	19	0	27	0	.321	1	2	4-4	67	100	6	.965
2018	.200	9-3	10	1	2	0	0	0	1	2	.200	1	0	2	0	.273	0	2	0-0	2	7	2	.818
TOTAL	.214	97-82	220	30	47	11	0	7	26	79	.359	33	1	48	0	.318	1	4	4-5	184	113	10	.967

Major: Biomedical Science

Notes: SBC Academic Honor Roll selection (2017) ... SBC Commissioner's List and NFCA All-America Scholar selection (2016).

	<u>Season</u>	<u>Career</u>			
Hitting Streak	1	8			
Reached Base Streak	2	12			
	<u>2</u>	<u>3</u>	<u>4</u>	<u>5+</u>	<u>Total</u>
Multiple Hit Games					
Season	--	--	--	--	--
Career	11	--	--	--	11
Multiple RBI Games					
Season	--	--	--	--	--
Career	1	--	--	--	1

STAT CATEGORY

2018 HIGH

CAREER HIGH

Runs	1, vs. Murray State (2/18/18)	2, 3x, last at ULM (4/23/17)
Hits	1, 2x, last vs. Minnesota (2/23/18)	3, vs. Bryant (3/4/17)
Doubles	--	2, at Georgia Southern (4/16/16)
Triples	--	--
Home Runs	--	2, at ULM (4/23/17)
RBI	1, vs. Butler (2/11/18)	2, 4x, last vs. Georgia Southern (4/30/17)
Total Bases	1, vs. Butler (2/11/18)	8, at ULM (4/23/17)
Walks	1, vs. Louisville (2/24/18)	2, 4x, last vs. Coastal Carolina (3/18/17)
Stolen Bases	--	2, at UAB (3/14/17)



7 Kaleigh TODD

Senior | 5-6 | INF | L-R | Bessemer, Ala. | McAdory HS

Year	avg	gp-gs	ab	r	h	2b	3b	hr	rbi	tb	slg%	bb	hbp	so	gdp	ob%	sf	sh	sb-att	po	a	e	fld%
2015	.222	51-31	90	30	20	0	0	0	2	20	.222	20	2	20	0	.375	0	1	16-16	59	41	5	.952
2016	.415	51-51	164	40	68	3	1	0	16	73	.445	22	4	21	0	.495	0	6	22-25	84	40	7	.947
2017	.398	55-55	186	43	74	3	4	1	11	88	.473	19	0	23	2	.454	0	2	19-25	110	72	8	.958
2018	.245	16-16	49	2	12	0	0	0	4	12	.245	3	1	12	0	.302	0	2	4-5	27	31	1	.983
TOTAL	.356	173-153	489	115	174	6	5	1	33	193	.395	64	7	76	2	.438	0	11	61-71	280	184	21	.957

Major: Secondary Education - Math

Notes: Preseason all-Sun Belt selection (2018 and 2017) ... NFCA Third-Team All-Region (2017) ... Two-time First-Team All-SBC selection (2016 and 2017) ... Two-time SBC Commissioner's List and NFCA All-America Scholar selection (2015 and 2016).

	<u>Season</u>	<u>Career</u>			
Hitting Streak	8	15			
Reached Base Streak	8	17			
	<u>2</u>	<u>3</u>	<u>4</u>	<u>5+</u>	<u>Total</u>
Multiple Hit Games					
Season	1	--	--	--	1
Career	30	14	1	--	45
Multiple RBI Games					
Season	1	--	--	--	1
Career	5	1	--	--	6

STAT CATEGORY

2018 HIGH

CAREER HIGH

Runs	1, 2x, last at UAB (2/28/18)	3, 4x, last vs. Troy (3/29/17)
Hits	2, vs. Murray State (2/18/18)	4, vs. UTA (4/10/16)
Doubles	--	2, vs. Dartmouth (2/28/16)
Triples	--	2, vs. Purdue (3/5/17)
Home Runs	--	1, at ULM (4/22/17)
RBI	2, vs. Florida State (2/21/18)	3, at Troy (5/7/17)
Total Bases	2, vs. Murray State (2/18/18)	7, vs. Purdue (3/5/17)
Walks	2, vs. Illinois (2/10/18)	2, 9x, last vs. Illinois (2/10/18)
Stolen Bases	1, 4x, last at UAB (2/28/18)	3, 2x, last vs. Bryant (3/4/17)





8

Bailey Murphy

Sophomore | 5-4 | P/INF | L-L | Trussville, Ala. | Hewitt Trussville HS

Year	avg	gp-gs	ab	r	h	2b	3b	hr	rbi	tb	slg%	bb	hbp	so	gdp	ob%	sf	sh	sb-att	po	a	e	fld%
2017	.000	5-3	7	0	0	0	0	0	1	0	.000	1	0	3	0	.111	1	1	0-0	6	1	0	1.000
2018	.000	0-0	0	0	0	0	0	0	0	0	.000	0	0	0	0	.000	0	0	0-0	0	1	0	1.000
TOTAL	.000	5-3	7	0	0	0	0	0	1	0	.000	1	0	3	0	.111	1	1	0-0	6	2	0	1.000

Major: Exercise Science

Notes: SBC Commissioner's List selection (2017) ... NFCA All-America Scholar selection (2017).

	Season	Career	STAT CATEGORY	2018 HIGH	CAREER HIGH
Hitting Streak	--	--	Runs	--	--
Reached Base Streak	--	--	Hits	--	--
	2	3	Doubles	--	--
	4	5+	Triples	--	--
Multiple Hit Games	--	--	Home Runs	--	--
Season	--	--	RBI	--	--
Career	--	--	Total Bases	--	--
	--	--	Walks	--	1, at Georgia State (3/11/17)
Multiple RBI Games	--	--	Stolen Bases	--	--
Season	--	--			
Career	--	--			

Year	era	w-l	app	gs	cg	sho	sv	ip	h	r	er	bb	so	2b	3b	hr	bf	bavg	wp	hbp	bk	sfa	sha
2017	7.88	0-0	3	0	0	0/0	0	2.2	4	5	3	3	0	0	0	1	16	.364	3	1	0	0	1
2018	7.00	0-0	1	0	0	0/0	0	2.0	3	2	2	2	1	0	0	0	11	.333	2	0	0	0	0
TOTAL	7.50	0-0	4	0	0	0/0	0	4.2	7	7	5	5	1	0	0	1	27	.350	5	1	0	0	1

	Season	Career	STAT CATEGORY	2018 HIGH	CAREER HIGH
Complete Games	--	--	Innings Pitched	2.0, vs. Florida State (2/21/18)	2, 2x, last vs. Florida State (2/21/18)
Shutouts	--	--	Walks Allowed	2, vs. Florida State (2/21/18)	2, 2x, last vs. Florida State (2/21/18)
No-Hitters	--	--	Strikeouts	1, vs. Florida State (2/21/18)	1, vs. Florida State (2/21/18)
Perfect Games	--	--	Hits Allowed	3, vs. Florida State (2/21/18)	3, vs. Florida State (2/21/18)
	--	--	Home Runs Allowed	--	1, at Georgia State (3/11/17)
Double-Digit K's	--	--	Runs Allowed	2, vs. Florida State (2/21/18)	3, vs. Bryant (3/4/17)



9

Jordyn Calderon

Freshman | 5-3 | UTL | R-R | Jackson, N.J. | Jackson Memorial HS

--

Major: Arts and Science – General

Notes: A three-time first-team *Ashbury Park Press* all-Shore selection during her and a two-time Shore Sports Zone Game Ball recipient during her prep career.

	Season	Career	STAT CATEGORY	2018 HIGH	CAREER HIGH
Hitting Streak	--	--	Runs	--	--
Reached Base Streak	--	--	Hits	--	--
	2	3	Doubles	--	--
	4	5+	Triples	--	--
Multiple Hit Games	--	--	Home Runs	--	--
Season	--	--	RBI	--	--
Career	--	--	Total Bases	--	--
	--	--	Walks	--	--
Multiple RBI Games	--	--	Stolen Bases	--	--
Season	--	--			
Career	--	--			



10

Carmen BYRD

Senior | 5-4 | INF | L-R | Mt. Vernon, Ala. | Spring Hill College | Citronelle HS

Year	avg	gp-gs	ab	r	h	2b	3b	hr	rbi	tb	slg%	bb	hbp	so	gdp	ob%	sf	sh	sb-att	po	a	e	fld%
2015*	.430	43-43	149	40	64	2	7	0	25	80	.537	7	2	6	0	.456	2	4	22-25	64	29	9	.912
2016*	.351	50-50	168	49	59	9	3	1	24	77	.458	15	1	11	0	.408	0	6	14-16	67	71	15	.902
2017*	.302	42-42	139	26	42	4	1	0	11	48	.345	11	2	9	0	.362	0	2	7-12	68	68	6	.958
All*	.362	135-135	456	115	165	15	11	1	60	205	.450	33	5	26	0	.409	2	12	43-53	199	168	30	.924

* – Stats at Spring Hill

Notes: Earned first-team preseason all-SIAC (2016) and second-team preseason all-league (2017) honors ... Selected a Top 10 finalist for the inaugural NFCA Division II National Freshman of the Year Trophy in 2015.

	Season	Career	STAT CATEGORY	2018 HIGH	CAREER HIGH
Hitting Streak	--	13*	Runs	--	4, vs. Clark-Atlanta (3/16/15)*
Reached Base Streak	--	13*	Hits	--	4, 2x, last vs. Miles (4/1/17)*
	2	3	Doubles	--	2, at Miles (4/10/16)*
	4	5+	Triples	--	1, 11x, last Auburn-Montgomery (4/14/17)*
Multiple Hit Games	--	--	Home Runs	--	--
Season	--	--	RBI	--	3, 2x, last at Kentucky State (2/15/16)*
Career	32	14	Total Bases	--	6, vs. Tuskegee (4/3/15)*
	--	--	Walks	--	3, 2x, last vs. Chafin (3/16/17)*
Multiple RBI Games	--	--	Stolen Bases	--	2, 9x, last at Miles (4/10/16)*
Season	--	--			
Career	15	2			

* – from Spring Hill



11

Kamdyn Kvistad

Freshman | 5-5 | C | R-R | Lake City, Fla. | Columbia HS

Year	avg	gp-gs	ab	r	h	2b	3b	hr	rbi	tb	slg%	bb	hbp	so	gdp	ob%	sf	sh	sb-att	po	a	e	fld%
2018	.233	16-15	43	2	10	1	0	0	4	11	.256	10	0	12	0	.377	0	0	0-0	12	0	0	1.000
TOTAL	.233	16-15	43	2	10	1	0	0	4	11	.256	10	0	12	0	.377	0	0	0-0	12	0	0	1.000

Notes: A three-time Florida Class 7A first-team all-state honoree ... Named the 2017 Gainesville Sun "Big School" Player of the Year.

Major: Pre-Business

	Season	Career	STAT CATEGORY	2018 HIGH	CAREER HIGH
Hitting Streak	4	4	Runs	2, vs. Illinois (2/10/18)	2, vs. Illinois (2/10/18)
Reached Base Streak	8	8	Hits	2, 2x, last vs. Minnesota (2/23/18)	2, 2x, last vs. Minnesota (2/23/18)
	2	3	Doubles	1, vs. Providence (2/10/18)	1, vs. Providence (2/10/18)
Multiple Hit Games			Triples	--	--
Season	1	--	Home Runs	--	--
Career	1	--	RBI	1, 4x, last vs. Minnesota (2/23/18)	1, 4x, last vs. Minnesota (2/23/18)
Multiple RBI Games			Total Bases	2, 3x, last vs. Minnesota (2/23/18)	2, 3x, last vs. Minnesota (2/23/18)
Season	--	--	Walks	3, at UAB (2/28/18)	3, at UAB (2/28/18)
Career	--	--	Stolen Bases	--	--



12

Devin BROWN

Senior | 5-7 | P | R-R | Mobile, Ala. | Theodore HS

Year	era	w-l	app	gs	cg	sho	sv	ip	h	r	er	bb	so	2b	3b	hr	bf	bavg	wp	hbp	bk	sfa	sha
2015	2.80	12-5	31	19	4	2/1	2	117.1	75	57	47	81	183	10	3	14	529	.175	18	11	0	2	6
2016	1.66	20-12	38	32	27	11/0	3	206.2	122	58	49	71	324	26	4	12	851	.165	14	24	1	3	12
2017	1.51	19-7	33	25	21	12/0	3	181.1	120	44	39	47	194	27	4	10	731	.184	3	17	1	4	10
2018	2.33	6-4	12	7	5	1/1	0	60.0	49	27	20	26	55	12	1	1	268	.215	2	9	0	1	4
TOTAL	1.92	57-28	114	83	57	26/2	8	565.1	366	186	155	225	756	75	12	37	2379	.178	37	61	2	10	32

Notes: Named to USA Softball's Top 50 "Watch List" for the 2018 Collegiate Player of the Year award ... Preseason all-Sun Belt selection (2018, 2017 and 2016) ... 2-time First-Team All-SBC selection (2016 and 2017) ... SBC Academic Honor Roll selection (2017) ... 2-time SBC Commissioner's List and NFCA All-America Scholar selection (2015 and 2016) ... 11-time SBC Pitcher of the Week selection.

Major: Graphic Design

	Season	Career	STAT CATEGORY	2018 HIGH	CAREER HIGH
Complete Games	5	57	Innings Pitched	7.0, 5x, last vs. Florida State (2/21/18)	8.0, 5x, last vs. ULM (5/11/17)
Shutouts	1	26	Walks Allowed	5, 3x, last vs. Minnesota (2/23/18)	8, at Auburn (5/17/15)
No-Hitters	--	4	Strikeouts	11, vs. North Florida (2/11/18)	17, 2x, last vs. Troy (5/7/16)
Perfect Games	--	1	Hits Allowed	9, 3x, last vs. Minnesota (2/23/18)	9, 5x, last vs. Minnesota (2/23/18)
Double-Digit K's	1	33	Home Runs Allowed	1, vs. Minnesota (2/23/18)	2, 8x, last vs. Louisiana (3/26/17)
			Runs Allowed	10, vs. Minnesota (2/23/18)	10, vs. Minnesota (2/23/18)



14

Taylor STEVENS

Junior | 5-3 | C | R-R | Grand Bay, Ala. | Alma Mater HS

Year	avg	gp-gs	ab	r	h	2b	3b	hr	rbi	tb	slg%	bb	hbp	so	gdp	ob%	sf	sh	sb-att	po	a	e	fld%
2016	.000	7-1	5	2	0	0	0	0	0	0	.000	0	0	2	0	.000	0	0	0-0	0	0	0	.000
2017	.000	11-0	2	4	0	0	0	0	0	0	.000	1	0	0	0	.333	0	0	0-1	1	0	0	1.000
2018	.000	12-0	0	3	0	0	0	0	0	0	.000	0	0	0	0	.000	0	0	0-0	0	0	0	.000
TOTAL	.000	30-1	7	9	0	0	0	0	0	0	.000	1	0	2	0	.125	0	0	0-1	1	0	0	1.000

Notes: Received the program's "Extra Mile" Award (2017) ... SBC Commissioner's List and NFCA All-America Scholar Athlete (2017) ... SBC Academic Honor Roll selection (2016).

Major: Biomedical Sciences

	Season	Career	STAT CATEGORY	2018 HIGH	CAREER HIGH
Hitting Streak	--	1	Runs	1, 3x, last vs. Louisville (2/24/18)	1, 7x, last vs. Louisville (2/24/18)
Reached Base Streak	--	1	Hits	--	--
	2	3	Doubles	--	--
Multiple Hit Games			Triples	--	--
Season	--	--	Home Runs	--	--
Career	--	--	RBI	--	--
Multiple RBI Games			Total Bases	--	--
Season	--	--	Walks	--	1, vs. Murray State (2/18/17)
Career	--	--	Stolen Bases	--	--



15

Hannah SMITH

Freshman | 5-2 | INF | R-R | Lafayette, La. | Catholic-New Iberia HS

Year	avg	gp-gs	ab	r	h	2b	3b	hr	rbi	tb	slg%	bb	hbp	so	gdp	ob%	sf	sh	sb-att	po	a	e	fld%
2018	.000	6-2	6	0	0	0	0	0	0	0	.000	3	0	2	0	.333	0	0	0-0	4	1	1	.833
TOTAL	.000	6-2	6	0	0	0	0	0	0	0	.000	3	0	2	0	.333	0	0	0-0	4	1	1	.833

Notes: A two-time Class 2A all-state honorable mention selection by the Louisiana Sports Writers Association each of her last prep seasons, while also earning all-state accolades from the Louisiana Softball Coaches Association as a senior, junior and sophomore.

Major: Health Studies

	Season	Career	STAT CATEGORY	2018 HIGH	CAREER HIGH
Hitting Streak	--	--	Runs	--	--
Reached Base Streak	2	2	Hits	--	--
	2	3	Doubles	--	--
Multiple Hit Games			Triples	--	--
Season	--	--	Home Runs	--	--
Career	--	--	RBI	--	--
Multiple RBI Games			Total Bases	--	--
Season	--	--	Walks	1, 3x, last at UAB (2/28/18)	1, 3x, last at UAB (2/28/18)
Career	--	--	Stolen Bases	--	--



16 Baylie THORNHILL

Freshman | 5-8 | P | R-R | Baton Rouge, La. | St. Joseph's Academy

Major: Leisure Studies

Notes: Named to the 2017 Louisiana High School Coaches' Association (LHSCA)/(Louisiana Softball Coaches Association (LSCA) All-Star East Team.

	Season	Career	STAT CATEGORY	2018 HIGH	CAREER HIGH
Complete Games	--	--	Innings Pitched	--	--
Shutouts	--	--	Walks Allowed	--	--
No-Hitters	--	--	Strikeouts	--	--
Perfect Games	--	--	Hits Allowed	--	--
Double-Digit K's	--	--	Home Runs Allowed	--	--
			Runs Allowed	--	--



17 Abby KRZYWIECKI

Sophomore | 5-8 | INF | R-R | Brighton, Mich. | Mercy HS

Major: Business Administration

Year	avg	gp-gs	ab	r	h	2b	3b	hr	rbi	tb	slg%	bb	hbp	so	gdp	ob%	sf	sh	sb-att	po	a	e	fld%
2017	.191	41-33	94	10	18	5	0	2	11	29	.309	12	1	22	0	.284	2	2	1-1	134	7	3	.979
2018	.186	16-16	43	6	8	0	0	2	3	14	.326	9	2	6	2	.345	1	0	0-0	95	5	2	.980
TOTAL	.190	57-49	137	16	26	5	0	4	14	43	.314	21	3	28	2	.305	3	2	1-1	229	12	5	.980

Notes: SBC Commissioner's List and NFCA All-America Scholar selection (2017) ... Named Total Softball Michigan High School Player of the Year (2016) and hit 20 home runs and 90 RBI as a senior at MHS, while earning first-team All-America accolades from both MaxPreps and FloSoftball that same season.

	Season	Career	STAT CATEGORY	2018 HIGH	CAREER HIGH
Hitting Streak	1	3	Runs	2, vs. Illinois (2/10/18)	2, 2x, last vs. Illinois (2/10/18)
Reached Base Streak	7	7	Hits	2, vs. Illinois (2/10/18)	2, 2x, last vs. Illinois (2/10/18)
	2	3	Doubles	--	1, 5x, last at ULM (4/23/17)
Multiple Hit Games			Triples	--	--
Season	1	--	Home Runs	1, 2x, last vs. Minnesota (2/23/18)	1, 4x, last vs. Minnesota (2/23/18)
Career	2	--	RBI	1, 3x, last vs. Minnesota (2/23/18)	2, at UTA (4/14/17)
Multiple RBI Games			Total Bases	4, 2x, last vs. Minnesota (2/23/18)	4, 4x, last vs. Minnesota (2/23/18)
Season	--	--	Walks	1, 9x, last vs. Bradley (2/25/18)	2, 2x, last at Troy (5/7/17)
Career	1	--	Stolen Bases	--	1, at UAB (3/14/17)



19 Lyric CABRAL

Freshman | 5-7 | C | R-R | Oklahoma City, Okla. | Carl Albert HS

Major: Pre-Med

Year	avg	gp-gs	ab	r	h	2b	3b	hr	rbi	tb	slg%	bb	hbp	so	gdp	ob%	sf	sh	sb-att	po	a	e	fld%
2018	.227	16-16	44	2	10	1	0	0	8	11	.250	4	1	7	0	.294	2	0	0-0	72	8	0	1.000
TOTAL	.227	16-16	44	2	10	1	0	0	8	11	.250	4	1	7	0	.294	2	0	0-0	72	8	0	1.000

Notes: Signed with the Jaguars in the fall of 2017 and was an early graduate ... Named to the Oklahoman's 2016 Big All-City softball roster.

	Season	Career	STAT CATEGORY	2018 HIGH	CAREER HIGH
Hitting Streak	3	3	Runs	1, 2x, last vs. Louisville (2/24/18)	1, 2x, last vs. Louisville (2/24/18)
Reached Base Streak	6	6	Hits	2, 2x, last vs. Florida State (2/21/18)	2, 2x, last vs. Florida State (2/21/18)
	2	3	Doubles	1, vs. Illinois (2/10/18)	1, vs. Illinois (2/10/18)
Multiple Hit Games			Triples	--	--
Season	2	--	Home Runs	--	--
Career	2	--	RBI	4, vs. Illinois (2/10/18)	4, vs. Illinois (2/10/18)
Multiple RBI Games			Total Bases	2, vs. Murray State (2/11/18)	2, vs. Murray State (2/11/18)
Season	--	--	Walks	1, 3x, last vs. North Florida (2/11/18)	1, 3x, last vs. North Florida (2/11/18)
Career	--	--	Stolen Bases	--	--



20 Bobbi SMITH

Junior | 5-6 | OF | L-R | Choudrant, La. | West Ouachita HS

Major: International Business

Year	avg	gp-gs	ab	r	h	2b	3b	hr	rbi	tb	slg%	bb	hbp	so	gdp	ob%	sf	sh	sb-att	po	a	e	fld%
2016*	.353	53-53	139	38	49	9	2	2	23	68	.489	16	1	14	0	.423	0	3	24-25	68	2	8	.897
2017*	.381	54-54	155	56	59	12	1	5	27	88	.568	22	0	31	0	.458	0	1	24-25	88	4	8	.920
All*	.367	107-107	294	94	108	21	3	7	50	156	.531	38	1	45	0	.441	0	4	48-50	156	6	16	.910

* -- Stats at LSU-Eunice

Notes: Helped lead LSU-Eunice to back-to-back NJCAA Division II national titles. ... Named to the 2016 NJCAA all-tournament team.

	Season	Career	STAT CATEGORY	2018 HIGH	CAREER HIGH
Hitting Streak	--	11*	Runs	--	3, 6x, last Southern Union State (2/18/17)*
Reached Base Streak	--	20*	Hits	--	3, 6x, last vs. Lansing (3/4/17)*
	2	3	Doubles	--	2, vs. Southern Union State (2/18/17)*
Multiple Hit Games			Triples	--	1, 3x, last vs. Houston Victoria (1/27/17)*
Season	--	--	Home Runs	--	1, 7x, last vs. Waubensee (5/17/17)*
Career	22	6	RBI	--	4, vs. Kilgore (1/28/17)*
Multiple RBI Games			Total Bases	--	8, vs. Southern Union State (2/18/17)*
Season	--	--	Walks	--	2, 6x, last vs. Phoenix (5/19/17)*
Career	6	4	Stolen Bases	--	4, vs. Lamar State-Port Arthur (3/21/17)*

* -- from LSU-Eunice

Sophomore | 5-6 | C | R-R | Poway, Calif. | Poway HS

Major: Biology

	<u>Season</u>	<u>Career</u>			
Hitting Streak	1	2			
Reached Base Streak	1	2			
	<u>2</u>	<u>3</u>	<u>4</u>	<u>5+</u>	<u>Total</u>
Multiple Hit Games					
Season	--	--	--	--	--
Career	--	--	--	--	--
Multiple RBI Games					
Season	1	--	--	--	1
Career	2	--	--	--	2



Freshman | 5-3 | OF | L-L | Plantation, Fla. | Coral Springs Charter School

Major: Health Science

	<u>Season</u>	<u>Career</u>			
Hitting Streak	1	1			
Reached Base Streak	2	2			
	<u>2</u>	<u>3</u>	<u>4</u>	<u>5+</u>	<u>Total</u>
Multiple Hit Games					
Season	--	--	--	--	--
Career	--	--	--	--	--
Multiple RBI Games					
Season	--	--	--	--	--
Career	--	--	--	--	--



Freshman | 5-2 | OF | R-R | Lake Charles, La. | Sam Houston HS

Notes: Was a District 3-5A first-team all-district selection as a junior after picking up honorable mention honors as a freshman.

	<u>Season</u>	<u>Career</u>			
Hitting Streak	--	--			
Reached Base Streak	--	--			
	<u>2</u>	<u>3</u>	<u>4</u>	<u>5+</u>	<u>Total</u>
Multiple Hit Games					
Season	--	--	--	--	--
Career	--	--	--	--	--
Multiple RBI Games					
Season	--	--	--	--	--
Career	--	--	--	--	--



Freshman | 5-6 | P | R-R | Picayune, Miss. | Picayune Memorial HS

Major: ??

	<u>Season</u>	<u>Career</u>
Complete Games	--	--
Shutouts	--	--
No-Hitters	--	--
Perfect Games	--	--
Double-Digit K's	--	--

South Alabama | 42 | Softball



28 Kristian FOSTER

Senior | 5-7 | INF | R-R | Pelham, Ala. | Pelham HS

Year	avg	gp-gs	ab	r	h	2b	3b	hr	rbi	tb	slg%	bb	hbp	so	gdp	ob%	sf	sh	sb-att	po	a	e	fld%
2015	.272	39-27	81	10	22	7	0	1	15	32	.395	16	3	10	1	.410	0	2	0-0	36	23	0	1.000
2016	.248	51-51	137	20	34	5	1	0	27	41	.299	24	4	22	1	.367	4	4	0-0	81	60	12	.922
2017	.299	55-55	164	18	49	5	0	3	38	63	.384	20	2	15	0	.372	5	6	2-2	100	91	12	.941
2018	.231	16-16	52	7	12	3	0	0	4	15	.288	2	1	7	0	.273	0	0	1-1	30	33	4	.940
TOTAL	.270	161-149	434	55	117	20	1	4	84	151	.348	62	10	54	2	.367	9	12	3-3	247	207	28	.942

Major: Exercise Science

Notes: Preseason all-Sun Belt selection (2018) ... Second-Team All-SBC selection (2017) ... Three-time SBC Commissioner's List and NFCA All-America Scholar List selection (2015, 2016 and 2017).

	<u>Season</u>	<u>Career</u>			
Hitting Streak	3	5			
Reached Base Streak	3	15			
	<u>2</u>	<u>3</u>	<u>4</u>	<u>5+</u>	<u>Total</u>
Multiple Hit Games					
Season	3	--	--	--	3
Career	21	4	1	--	26
Multiple RBI Games					
Season	--	--	--	--	--
Career	16	4	--	--	20

STAT CATEGORY

2018 HIGH

CAREER HIGH

Runs 1, 7x, last at UAB (2/28/18)
 Hits 2, 3x, last vs. Minnesota (2/23/18)
 Doubles 1, 3x, last vs. Bradley (2/25/18)
 Triples --
 Home Runs --
 RBI 1, 4x, last at UAB (2/28/18)
 Total Bases 3, vs. Murray State (2/18/18)
 Walks 1, 2x, last at UAB (2/28/18)
 Stolen Bases 1, vs. Illinois (2/10/18)

3, vs. Jackson State (2/19/17)
 4, vs. Murray State (2/18/17)
 1, 17x, last vs. Murray State (2/17/18)
 1, at Southern Mississippi (3/16/16)
 1, 4x, last at ULM (4/23/17)
 3, 4x, last vs. Coastal Carolina (3/19/17)
 6, vs. Marshall (3/1/15)
 3, vs. Texas State (4/8/17)
 1, 3x, last vs. Illinois (2/10/18)



29 Alexis REID

Junior | 5-8 | P | R-R | Kansas City, Mo. | Kansas Univ. | Blue Springs [Mo.] HS

Year	era	w-l	app	gs	cq	sho	sv	ip	h	r	er	bb	so	2b	3b	hr	bf	bavg	wp	hbp	bk	sfa	sha
2016*	3.88	5-6	17	11	6	0/0	0	65.0	84	38	36	31	33	11	0	4	0	99,000	6	10	0	2	6
2017*	3.19	14-19	38	36	22	4/1	0	213.0	243	111	97	65	121	31	4	12	924	.286	8	10	1	3	24
2018	3.47	2-4	11	9	3	1/1	0	44.1	39	27	22	16	26	8	1	6	200	.224	4	7	0	0	3
TOTAL	3.47	2-4	11	9	3	1/1	0	44.1	39	27	22	16	26	8	1	6	200	.224	4	7	0	0	3
All*	3.37	21-29	66	56	31	5/2	0	322.1	366	176	155	112	180	50	5	22	1124	.358	18	27	1	5	33

* - Stats at Kansas

Major: Sports Management

Notes: Recorded first no-hitter of her career vs. Butler (2/11/18) ... Transferred to South Alabama from Kansas during 2017 summer ... Sister, Brittani, is a pitcher on the Jaguar roster ... Named Big 12 Pitcher of the Week after the opening weekend of the season ... Named to the inaugural all-Big 12 Freshman Team (2016).

	Season	Career
Complete Games	2	30
Shutouts	1	6
No-Hitters	1	1
Perfect Games	--	--
Double-Digit K's	--	--

STAT CATEGORY

2018 HIGH

CAREER HIGH

Innings Pitched 7.0, 2x, last vs. Butler (2/11/18)
 Walks Allowed 3, vs. Drake (2/18/18)
 Strikeouts 7, vs. Butler (2/11/18)
 Hits Allowed 5, 3x, last vs. Florida State (2/21/18)
 Home Runs Allowed 3, vs. Florida State (2/21/18)
 Runs Allowed 8, vs. Florida State (2/21/18)

10.0, vs. Baylor (3/25/17)*
 5, 4x, last vs. Nevada (4/21/17)*
 8, 2x, last at Oklahoma State (4/11/17)*
 11, 4x, last at Texas Tech (4/7/17)*
 3, vs. Florida State (2/21/18)
 9, vs. Oklahoma (3/14/17)*

* - from Kansas



30 Katelyn GRUICH

Sophomore | 5-8 | INF | R-R | Biloxi, Miss. | St. Martin HS

Year	avg	gp-gs	ab	r	h	2b	3b	hr	rbi	tb	slg%	bb	hbp	so	gdp	ob%	sf	sh	sb-att	po	a	e	fld%
2017	.151	31-27	73	10	11	2	0	3	12	22	.301	7	9	20	0	.300	1	0	0-0	159	2	2	.988
2018	.276	14-12	29	3	8	0	0	0	4	8	.276	8	3	11	0	.475	0	1	0-0	16	10	4	.867
TOTAL	.186	45-39	102	13	19	2	0	3	16	30	.294	15	12	31	0	.354	1	1	0-0	175	12	6	.969

Major: Elementary Education

Notes: Named to the SBC Academic Honor Roll (2017) ... Named to the Sun Herald Gulf Coast first team as a senior and as a junior.

	<u>Season</u>	<u>Career</u>			
Hitting Streak	3	4			
Reached Base Streak	5	9			
	<u>2</u>	<u>3</u>	<u>4</u>	<u>5+</u>	<u>Total</u>
Multiple Hit Games					
Season	1	--	--	--	1
Career	1	--	--	--	1
Multiple RBI Games					
Season	--	--	--	--	--
Career	1	1	1	--	3

STAT CATEGORY

2018 HIGH

CAREER HIGH

Runs 2, vs. Illinois (2/10/18)
 Hits 2, vs. Butler (2/11/18)
 Doubles --
 Triples --
 Home Runs --
 RBI 1, 4x, last at UAB (2/28/18)
 Total Bases 2, at Mississippi State (2/17/18)
 Walks 2, 2x, last at Mississippi State (2/17/18)

3, at ULM (4/22/17)
 2, vs. Butler (2/11/18)
 1, at UTA (4/14/17)
 --
 1, 3x, last vs. Georgia Southern (4/29/17)
 4, at ULM (4/23/17)
 4, 3x, last vs. Georgia Southern (4/29/17)
 2, 2x, last at Mississippi State (2/17/18)



2018 SOUTH ALABAMA SOFTBALL | OVERALL STATS



South Alabama Softball **Overall Statistics for South Alabama (as of Feb 28, 2018)** **(All games Sorted by Batting avg)**



Record: 8-8 Home: 1-2 Away: 1-1 Neutral: 6-5 Sun Belt: 0-0

Player	avg	gp-gs	ab	r	h	2b	3b	hr	rbi	tb	slg%	bb	hp	so	gdp	ob%	sf	sh	sb-att	po	a	e	fld%
0 Reid, Brittani	.314	15-11	35	9	11	2	1	2	3	21	.600	3	0	8	0	.368	0	0	1-1	14	0	1	.933
30 Gruich, Katelyn	.276	14-12	29	3	8	0	0	0	4	8	.276	8	3	11	0	.475	0	1	0-0	16	10	4	.867
7 Todd, Kaleigh	.245	16-16	49	2	12	0	0	0	4	12	.245	3	1	12	0	.302	0	2	4-5	27	31	1	.983
11 Kvistad, Kamdyn	.233	16-15	43	2	10	1	0	0	4	11	.256	10	0	12	0	.377	0	0	0-0	12	0	0	1.000
28 Foster, Kristian	.231	16-16	52	7	12	3	0	0	4	15	.288	2	1	7	0	.273	0	0	1-1	30	33	4	.940
19 Cabral, Lyric	.227	16-16	44	2	10	1	0	0	8	11	.250	4	1	7	0	.294	2	0	0-0	72	8	0	1.000
1 Lowe, Haleigh	.222	10-5	18	2	4	0	0	0	2	4	.222	2	0	3	0	.300	0	0	0-0	7	0	0	1.000
4 Harris, Megan	.219	14-13	32	5	7	0	0	0	5	7	.219	4	0	5	0	.306	0	1	1-1	13	0	0	1.000
2 Nichols, MC	.194	16-16	31	3	6	0	0	0	0	6	.194	3	0	9	0	.265	0	3	1-1	25	1	2	.929
17 Krzywiecki, Abby	.186	16-16	43	6	8	0	0	2	3	14	.326	9	2	6	2	.345	1	0	0-0	95	5	2	.980

6 Mayo, Savanna	.200	9-3	10	1	2	0	0	0	1	2	.200	1	0	2	0	.273	0	2	0-0	2	7	2	.818
24 Flynn, Amanda	.167	12-3	6	2	1	0	0	0	0	1	.167	1	0	3	0	.286	0	1	0-2	1	0	1	.500
21 Luticken, Morgan	.125	8-0	8	0	1	0	0	0	3	1	.125	0	0	2	0	.125	0	0	0-0	0	0	0	.000
15 Smith, Hannah	.000	6-2	6	0	0	0	0	0	0	0	.000	3	0	2	0	.333	0	0	0-0	4	1	1	.833
5 Gulledge, Dayla	.000	7-0	4	0	0	0	0	0	1	0	.000	3	0	2	0	.429	0	0	0-0	0	0	0	.000
14 Stevens, Taylor	.000	12-0	0	3	0	0	0	0	0	0	.000	0	0	0	0	.000	0	0	0-0	0	0	0	.000
Totals	.224	16	410	47	92	7	1	4	42	113	.276	56	8	91	2	.327	3	10	8-11	322	117	19	.959
Opponents	.229	16	419	60	96	22	2	7	52	143	.341	45	17	82	2	.328	1	7	17-18	318	125	21	.955

LOB - Team (123), Opp (108). DPs turned - Team (2), Opp (2). IBB - Team (0), Opp (3).

(All games Sorted by Earned run avg)

Player	era	w-l	app	gs	cg	sho	sv	ip	h	r	er	bb	so	2b	3b	hr	b/avg	wp	hp	bk	sfa	sha
12 Brown, Devin	2.33	6-4	12	7	5	1/1	0	60.0	49	27	20	26	55	12	1	1	.215	2	9	0	1	4
29 Reid, Alexis	3.47	2-4	11	9	3	1/1	0	44.1	39	27	22	16	26	8	1	6	.224	4	7	0	0	3

8 Murphy, Bailey	7.00	0-0	1	0	0	0/0	0	2.0	3	2	2	2	1	0	0	0	.333	2	0	0	0	0
26 Dudenhefer, Megan	28.00	0-0	1	0	0	0/0	0	1.0	5	4	4	1	0	2	0	0	.625	0	1	0	0	0
Totals	3.13	8-8	16	16	8	3/1	0	107.1	96	60	48	45	82	22	2	7	.229	8	17	0	1	7
Opponents	2.44	8-8	16	16	5	3/1	1	106.0	92	47	37	56	91	7	1	4	.224	8	8	0	3	10

PB - Team (0), Opp (1). Pickoffs - Team (1), L. Cabral 1. SBA/ATT - L. Cabral (15-16), D. Brown (13-13), A. Reid (4-5), K. Kvistad (2-2).

2018 SOUTH ALABAMA SOFTBALL | LAST 10 GAMES



South Alabama Softball **Overall Statistics for South Alabama (as of Feb 28, 2018)** **(Last 10 Games Sorted by Batting avg)**



Record: 4-6 Home: 1-1 Away: 1-1 Neutral: 2-4 Sun Belt: 0-0

Player	avg	gp-gs	ab	r	h	2b	3b	hr	rbi	tb	slg%	bb	hp	so	gdp	ob%	sf	sh	sb-att	po	a	e	fld%
0 Reid, Brittani	.391	9-8	23	8	9	2	1	2	3	19	.826	3	0	4	0	.462	0	0	0-0	8	0	1	.889
7 Todd, Kaleigh	.290	10-10	31	2	9	0	0	0	3	9	.290	0	0	7	0	.290	0	0	2-2	16	18	1	.971
30 Gruich, Katelyn	.267	8-6	15	0	4	0	0	0	2	4	.267	4	0	8	0	.421	0	1	0-0	4	6	2	.833
28 Foster, Kristian	.226	10-10	31	5	7	2	0	0	2	9	.290	1	0	6	0	.250	0	0	0-0	18	24	2	.955
1 Lowe, Haleigh	.222	6-5	18	1	4	0	0	0	2	4	.222	2	0	3	0	.300	0	0	0-0	7	0	0	1.000
11 Kvistad, Kamdyn	.208	10-9	24	0	5	0	0	0	1	5	.208	7	0	6	0	.387	0	0	0-0	12	0	0	1.000
17 Krzywiecki, Abby	.179	10-10	28	3	5	0	0	2	2	11	.393	4	1	5	2	.303	0	0	0-0	64	2	1	.985
19 Cabral, Lyric	.179	10-10	28	1	5	0	0	0	3	5	.179	1	1	3	0	.226	1	0	0-0	34	6	0	1.000
2 Nichols, MC	.077	10-10	13	0	1	0	0	0	0	1	.077	3	0	5	0	.250	0	2	1-1	18	0	0	1.000
4 Harris, Megan	.000	8-7	13	1	0	0	0	0	0	0	.000	2	0	3	0	.133	0	1	0-0	8	0	0	1.000

6 Mayo, Savanna	.111	8-3	9	1	1	0	0	0	0	1	.111	1	0	2	0	.200	0	2	0-0	2	7	2	.818
15 Smith, Hannah	.000	5-2	5	0	0	0	0	0	0	0	.000	3	0	1	0	.375	0	0	0-0	4	1	1	.833
21 Lutticken, Morgan	.000	5-0	5	0	0	0	0	0	1	0	.000	0	0	1	0	.000	0	0	0-0	0	0	0	.000
5 Gulledge, Dayla	.000	6-0	4	0	0	0	0	0	1	0	.000	2	0	2	0	.333	0	0	0-0	0	0	0	.000
14 Stevens, Taylor	.000	9-0	0	2	0	0	0	0	0	0	.000	0	0	0	0	.000	0	0	0-0	0	0	0	.000
24 Flynn, Amanda	.000	7-0	0	1	0	0	0	0	0	0	.000	0	0	0	0	.000	0	0	0-1	0	0	0	.000
Totals	.202	10	247	25	50	4	1	4	20	68	.275	33	2	56	2	.300	1	6	3-4	199	79	11	.962
Opponents	.257	10	269	49	69	16	1	6	43	105	.390	35	11	46	2	.364	1	5	15-16	198	78	12	.958

LOB - Team (67), Opp (74). DPs turned - Team (2), Opp (2). IBB - Team (0), Opp (1).

(Last 10 Games Sorted by Earned run avg)

Player	era	w-l	app	gs	cg	sho	sv	ip	h	r	er	bb	so	2b	3b	hr	b/avg	wp	hp	bk	sfa	sha
12 Brown, Devin	3.00	4-3	8	4	3	0/1	0	39.2	32	22	17	21	32	7	1	1	.211	2	6	0	1	3
29 Reid, Alexis	5.03	0-3	7	6	1	0/1	0	23.2	29	21	17	11	13	7	0	5	.290	2	4	0	0	2

8 Murphy, Bailey	7.00	0-0	1	0	0	0/0	0	2.0	3	2	2	2	1	0	0	0	.333	2	0	0	0	0
26 Dudenhefer, Megan	28.00	0-0	1	0	0	0/0	0	1.0	5	4	4	1	0	2	0	0	.625	0	1	0	0	0
Totals	4.22	4-6	10	10	4	1/1	0	66.1	69	49	40	35	46	16	1	6	.257	6	11	0	1	5
Opponents	1.91	6-4	10	10	1	2/1	1	66.0	50	25	18	33	56	4	1	4	.202	7	2	0	1	6

PB - Team (0), Opp (1). SBA/ATT - L. Cabral (13-14), D. Brown (12-12), A. Reid (3-4), K. Kvistad (2-2).

2018 SOUTH ALABAMA LINE SCORES

Game 1 | No. 11/10 Alabama 1, South Alabama 0
Feb. 8, 2018 | at Mobile, Ala. | Jaguar Field

Score by Innings	1	2	3	4	5	6	7	R	H	E
Alabama	0	0	1	0	0	0	0	1	3	0
South Alabama	0	0	0	0	0	0	0	0	3	1

WP – A. Osorio (1-0) LP – D. Brown (0-1).
T – 2:24

Game 2 | South Alabama 4, Providence 3
Feb. 10, 2018 | at Winter Springs, Fla. | Soldiers Creek Park | Friends of Jaclyn Invitational

Score by Innings	1	2	3	4	5	6	7	R	H	E
Providence	0	0	3	0	0	0	0	3	5	0
South Alabama	0	0	0	2	1	1	X	4	8	1

WP – A. Reid (1-0) LP – M. Trinidad (0-1).
T – 1:47

Game 3 | South Alabama 10, Illinois 3
Feb. 10, 2018 | at Winter Springs, Fla. | Soldiers Creek Park | Friends of Jaclyn Invitational

Score by Innings	1	2	3	4	5	6	7	R	H	E
South Alabama	0	3	4	1	0	0	2	10	9	3
Illinois	0	0	0	0	1	0	2	3	9	5

WP – D. Brown (1-1) LP – T. Edwards (0-2).
T – 2:41

Game 4 | South Alabama 6, Butler 0
Feb. 11, 2018 | at Winter Springs, Fla. | Soldiers Creek Park | Friends of Jaclyn Invitational

Score by Innings	1	2	3	4	5	6	7	R	H	E
Butler	0	0	0	0	0	0	0	0	0	1
South Alabama	1	4	0	0	1	0	X	6	11	1

WP – A. Reid (2-0) LP – K. Doud (0-2).
T – 1:48
A.Reid tosses the 17th no-hitter in South Alabama program history.

Game 5 | South Alabama 1, North Florida 0
Feb. 11, 2018 | at Winter Springs, Fla. | Soldiers Creek Park | Friends of Jaclyn Invitational

Score by Innings	1	2	3	4	5	6	7	R	H	E
South Alabama	0	0	0	0	1	0	0	1	4	0
North Florida	0	0	0	0	0	0	0	0	4	0

WP – D. Brown (2-1) LP – S. Matzko (1-2).
T – 1:50

Game 6 | Murray State 4, South Alabama 1
Feb. 17, 2018 | at Starkville, Miss. | Nusz Park | February Freezer

Score by Innings	1	2	3	4	5	6	7	R	H	E
South Alabama	1	0	0	0	0	0	0	1	7	2
Murray State	0	0	0	0	4	0	X	4	6	3

WP – H. Campbell (3-1) LP – A. Reid (2-1).
HR – MSU: L. Jones (3)
T – 1:55

Game 7 | Mississippi State 6, South Alabama 3
Feb. 17, 2018 | at Starkville, Miss. | Nusz Park | February Freezer

Score by Innings	1	2	3	4	5	6	7	R	H	E
South Alabama	1	0	0	1	1	0	0	3	5	2
Mississippi State	2	0	0	0	0	4	X	6	9	2

WP – H. Ward (3-1) LP – D. Brown (2-2).
T – 2:18

Game 8 | Drake 4, South Alabama 0
Feb. 18, 2018 | at Starkville, Miss. | Nusz Park | February Freezer

Score by Innings	1	2	3	4	5	6	7	R	H	E
South Alabama	0	0	0	0	0	0	0	0	3	2
Drake	0	0	2	2	0	0	X	4	5	0

WP – N. Newman (4-0) LP – A. Reid (2-2).
HR – DU: T. Pena (1)
T – 1:50

Game 9 | South Alabama vs. Murray State
Feb. 18, 2018 | at Starkville, Miss. | Nusz Park | February Freezer

Score by Innings	1	2	3	4	5	6	7	R	H	E
Murray State	0	0	0	0	0	1	0	1	3	1
South Alabama	0	1	0	0	1	1	X	3	8	1

WP – D. Brown (3-2) LP – O. Suski (0-3).
HR – USA: B. Reid (1)
T – 1:29

Game 10 | South Alabama 3, No. 9/7 Florida State 1
Feb. 21, 2018 | at Mobile, Ala. | Jaguar Field

Score by Innings	1	2	3	4	5	6	7	R	H	E
Florida State	0	0	0	0	0	0	1	1	4	2
South Alabama	0	0	2	1	0	0	X	3	5	1

WP – D. Brown (4-2) LP – K. Hanson (5-1).
HR – USA: A. Krzywiecki (1)
T – 1:52

Game 11 | No. 9/7 Florida State 14, South Alabama1 (5 inn.)
Feb. 21, 2018 | at Mobile, Ala. | Jaguar Field

Score by Innings	1	2	3	4	5	R	H	E
Florida State	1	7	4	0	1	14	13	1
South Alabama	0	0	0	1	0	1	1	0

WP – M. King (4-2) LP – A. Reid (2-3).
HR – FSU: J. Warren 2 (5), C. Gordon (4)
T – 1:49

Game 12 | No. 22/22 Minnesota 13 South Alabama 3
Feb. 23, 2018 | at Kissimmee, Fla. | ESPN Wide World of Sports Complex | Diamond 9 Citrus I Classic

Score by Innings	1	2	3	4	5	6	7	R	H	E
Minnesota	1	0	2	2	5	0	3	13	12	0
South Alabama	0	1	0	2	0	0	0	3	8	1

WP – A. Fiser (5-2) LP – D. Brown (4-3).
HR – MN: M. Partain (2), K. Lindaman (3); USA: A. Krzywiecki (2)
T – 2:16

Game 13 | vs. RV/RV Louisville 5, South Alabama 4 (8 inn.)
Feb. 24, 2018 | at Kissimmee, Fla. | ESPN Wide World of Sports Complex | Diamond 9 Citrus I Classic

Score by Innings	1	2	3	4	5	6	7	8	R	H	E
South Alabama	0	0	0	0	0	3	1	0	4	3	1
Louisville	0	0	0	2	1	1	0	1	8	3	

WP – D. Watson (7-3) LP – D. Brown (4-4).
T – 2:24

Game 14 | No. T24/RV South Carolina 1, South Alabama 0
Feb. 24, 2018 | at Kissimmee, Fla. | ESPN Wide World of Sports Complex | Diamond 9 Citrus I Classic

Score by Innings	1	2	3	4	5	6	7	R	H	E
South Carolina	0	0	1	0	0	0	0	1	6	1
South Alabama	0	0	0	0	0	0	0	0	2	0

WP – C. Drotar (7-0) LP – A. Reid (2-4).
T – 1:42

Game 15 | South Alabama 2, Bradley 0
Feb. 25, 2018 | at Kissimmee, Fla. | ESPN Wide World of Sports Complex | Diamond 9 Citrus I Classic

Score by Innings	1	2	3	4	5	6	7	R	H	E
Bradley	0	0	0	0	0	0	0	0	2	0
South Alabama	0	1	1	0	0	0	X	2	4	1

WP – D. Brown (5-4) LP – J. Kestas (2-2).
T – 2:07

Game 16 | South Alabama 6, UAB 4
Feb. 28, 2018 | at Birmingham, Ala. | Mary Bowers Field

Score by Innings	1	2	3	4	5	6	7	R	H	E
South Alabama	0	0	2	2	0	1	1	6	11	2
UAB	0	1	0	1	0	1	1	4	7	2

WP – D. Brown (6-4) LP – C. Blount (0-6).
HR – USA: B. Reid (2)
T – 2:34

Game 17 | South Alabama vs. Charleston Southern
March 2, 2018 | at Knoxville, Tenn. | Sherri Parker Lee Stadium Tennessee Invitational

Score by Innings	1	2	3	4	5	6	7	R	H	E
South Alabama								0	0	0
Charleston So.								0	0	0

WP – -- (-) LP – -- (-).
HR –
T – --

Game 18 | South Alabama vs. Toledo
March 2, 2018 | at Knoxville, Tenn. | Sherri Parker Lee Stadium Tennessee Invitational

Score by Innings	1	2	3	4	5	6	7	R	H	E
Toledo								0	0	0
South Alabama								0	0	0

WP – -- (-) LP – -- (-).
HR –
T – --

Game 19 | South Alabama vs. Tennessee
March 3, 2018 | at Knoxville, Tenn. | Sherri Parker Lee Stadium Tennessee Invitational

Score by Innings	1	2	3	4	5	6	7	R	H	E
South Alabama								0	0	0
Tennessee								0	0	0

WP – -- (-) LP – -- (-).
HR –
T – --

Game 20 | South Alabama vs. TBA
March 3, 2018 | at Knoxville, Tenn. | Sherri Parker Lee Stadium Tennessee Invitational

Score by Innings	1	2	3	4	5	6	7	R	H	E
TBA								0	0	0
TBA								0	0	0

WP – -- (-) LP – -- (-).
HR –
T – --

Game 21 | South Alabama vs. TBA
March 4, 2018 | at Knoxville, Tenn. | Sherri Parker Lee Stadium Tennessee Invitational

Score by Innings	1	2	3	4	5	6	7	R	H	E
TBA								0	0	0
TBA								0	0	0

WP – -- (-) LP – -- (-).
HR –
T – --

Game 22 | South Alabama at Southern Mississippi
March 7, 2018 | at Hattiesburg, Tenn. | USM Softball Complex

Score by Innings	1	2	3	4	5	6	7	R	H	E
South Alabama								0	0	0
So. Mississippi								0	0	0

WP – -- (-) LP – -- (-).
HR –
T – --